

Marine and Exterior Sanded Plywood

PRODUCTS

- AB Marine
- Roseburg Custom Marine
- BB Marine
- AC
- BC
- CCPTS

SUSTAINABLE ATTRIBUTES

Our Marine and Exterior Sanded panels can help customers achieve sustainability and green building objectives.

CERTIFICATIONS AND CREDENTIALS

- Environmental Product Declaration - Type III product-specific EPD verified by UL environment
- Forest Stewardship Council® (FSC®)-Certified Available
- Leadership in Energy and Environmental Design® LEED v4 Low Emitting Materials
- Made with moisture-resistant adhesives that meet ASTM 2559
- No surface treatments with added urea-formaldehyde resins or coatings
- APA Trademarked and Compliant with PS 1-19




MARINE SANDED PLYWOOD

Roseburg Marine Core panels are all made with 100% Douglas-fir B-grade or better veneers – face, core, and back. The face and back of each panel is fully sanded and any core gaps are limited to 1/8" or less. Marine Core panels are Roseburg's highest quality industrial sanded panels and are designed to meet the most rigorous project demands.

APPLICATIONS


- Boat houses
- Docks
- Outdoor furniture
- Pontoon boats

AB Marine SANDED PLYWOOD




Face
Grade: Marine A
Max Wood Repairs (footballs): 9
Synthetic Repairs Allowed: None


Custom Marine BB Marine SANDED PLYWOOD



Face
Grade: A with custom features
Max Wood Repairs (footballs): 9
Synthetic Repairs Allowed: Yes - < 3/8"



Face
Grade: B
Max Wood Repairs (footballs): Unlimited
Synthetic Repairs Allowed: Yes



Core
Grade: B - solid natural
Core Gaps: 1/8" max

Back
Grade: B
Max Wood Repairs (footballs): Unlimited
Synthetic Repairs Allowed: Yes

Marine and Exterior Sanded Plywood

SPECIFICATIONS & PACKAGING DETAILS Lengths - 8' and limited 10' availability Width - 4'

	Thickness (# of plies)	Pieces per unit	Pounds per MSF	Pounds per unit
Marine Core Panels	1/4 (3 ply)	120*	725	2,784
	3/8 (4 ply)	80*	950	2,432
	1/2 (5 ply)	60	1,458	2,800
	5/8 (7 ply)	50*	1,700	2,720
	3/4 (7 ply)	40	2,250	2,880
	1 (9 ply)	30	2,968	2,849
Exterior Core Panels	1/4 (3 ply)	120	807	3,100
	11/32 (3 ply)	90	727	2,093
	15/32 (5 ply)	66	1,302	2,750
	19/32 (5 ply)	53	1,600	2,720
	23/32 (5 & 7 ply)	40	2,250	2,714
	31/32 (7 ply)	30	2,700	2,592

Units have 3 bands, 3 stickers, and a top cover with thickness and grade, *Half packs available


EXTERIOR SANDED PLYWOOD

Our Exterior Core panels are made with western wood veneers C grade or better core and back. AC and BC panels offer a fully sanded face. The CCPTS panel has a touch-sanded face to provide a tighter thickness tolerance. These Exterior Core panels meet the high quality industrial grade requirements of most projects.

APPLICATIONS

- Storage cabinets
- Garage & carport shelving/cabinets
- Home projects
- Platforms for bed frames
- Playhouses
- Furniture
- Countertop underlayment
- Outdoor signs
- Wooden toys
- Commercial projects
- Furniture components
- Racks, mezzanine floors
- Display structure


AC SANDED PLYWOOD



FACE

Face
Grade: A
Max Wood Repairs (footballs): 18
Synthetic Repairs Allowed: Yes


BC SANDED PLYWOOD



FACE


Face
Grade: B
Max Wood Repairs (footballs): Unlimited
Synthetic Repairs Allowed: Yes

CCPTS SANDED PLYWOOD



FACE

Face
Grade: C
Max Wood Repairs (footballs): Unlimited
Synthetic Repairs Allowed: Yes



CORE

BACK

Core
Grade: C
Core Gaps:
Per PS 1

Back
Grade: C