

381X - 457X - 533X
Face frame assembly with metal socket
Blocked out face frame cabinets or frameless.
See page 6.

Please note that any load over 75 LBS requires a filler in addition to rear sockets.

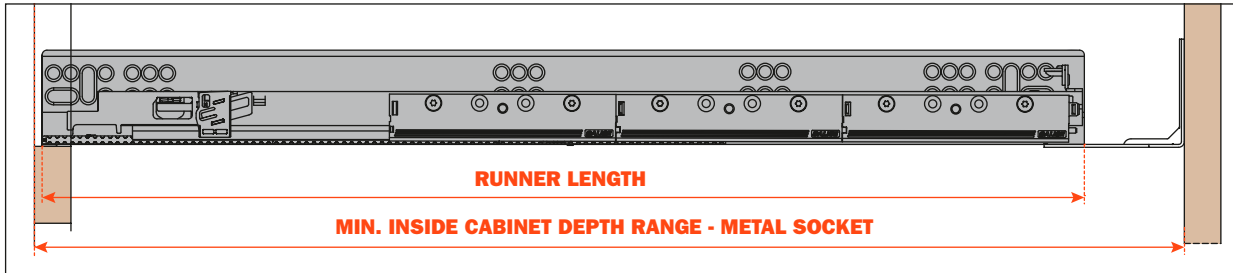
AFCGX3B
(right and left)




AFCGX43B
(right and left)



AFCEX43B
(right and left)




AGSK7C5B



AGSK7R5B



PART NUMBER	DRAWER LENGTH (LC)	RUNNER LENGTH (LN)	MINIMUM INSIDE CABINET DEPTH METAL SOCKET	MAXIMUM INSIDE CABINET DEPTH METAL SOCKET	MINIMUM INSIDE CABINET DEPTH
G7U6S381XXB	381 mm (15")	390 mm	402 mm	446 mm	399 mm
G7U6S457XXB	457 mm (18")	466 mm	478 mm	522 mm	475 mm
G7U6S533XXB	533 mm (21")	542 mm	555 mm	598 mm	552 mm



457C - 533C - 610C - 686C - 762C
Blocked out face frame cabinets or frameless.
See page 7.

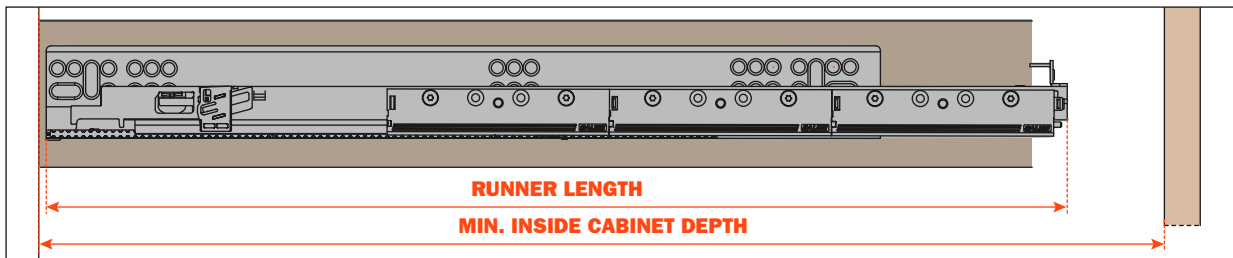
AFCGX3B
(right and left)



AFCGX43B
(right and left)



AFCEX43B
(right and left)



PART NUMBER	DRAWER LENGTH (LC)	RUNNER LENGTH (LN)	MINIMUM INSIDE CABINET DEPTH
G7U6S457CXB	457 mm (18")	465 mm	474 mm
G7U6S533CXB	533 mm (21")	541 mm	551 mm
G7U6S610CXB	610 mm (24")	618 mm	627 mm
G7U6S686CXB	686 mm (27")	694 mm	706 mm
G7U6S762CXB	762 mm (30")	770 mm	783 mm