

Special Hinges

- ▶ Center hinge
- ▶ For folding doors, opening angle 180°



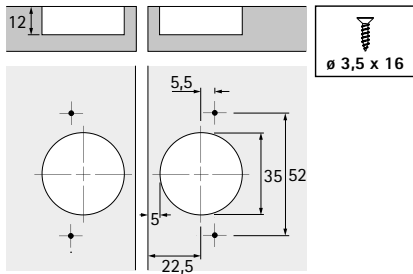
- ▶ Center hinge for folding doors
- ▶ For door thicknesses over 15 mm
- ▶ Same drilling pattern for door and side element, both elements are mounted separately
- ▶ The reveal can be infinitely adjusted from minimum reveal to + 4 mm, application is always flush
- ▶ Gradual adjustment of the pivot offset with 0 mm, 3 mm and 6 mm
- ▶ Zinc die-cast nickel plated

BLUE = Stocked Items

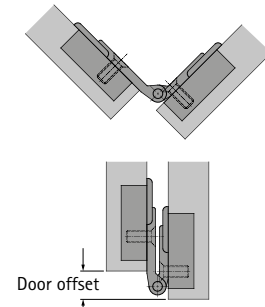
Center hinge with adjustable offset pivot

Mounting option	Order no.	PU
For screwing on	0 046 787	10 ea.

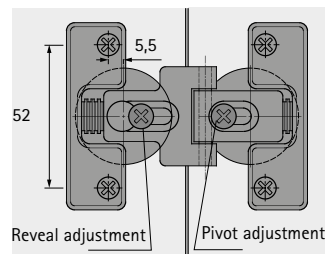
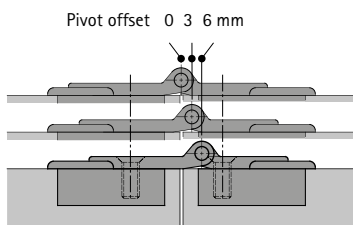
Drilling pattern for screwing on



Door offset



Pivot offset



Pivot offset mm	Door offset mm
0	0
3	6
6	12

By way of example for reveal = 3 mm