



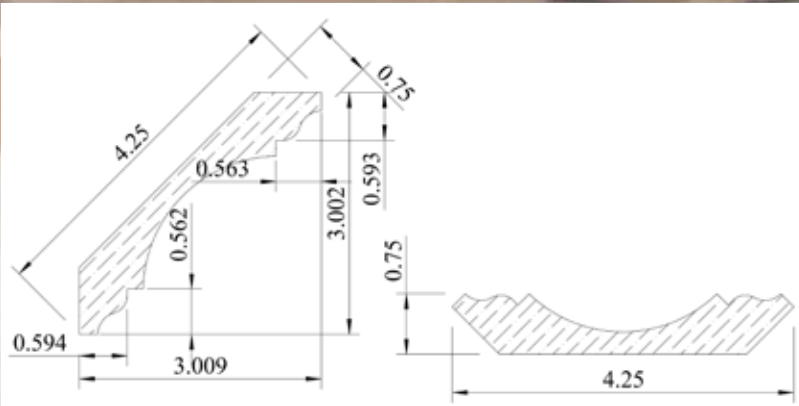
PLYWOOD COMPANY

OF FORT WORTH, INC.

Profiles #2

Coves & Crowns, Rabbet, Rounds, Stair Parts and Side Knives
Semicírculos y Coronas, Ranura, Circulos, Piezas de Escalera y Cuchillos laterales

English and Spanish
Ingles y Español



817.831.4206 • 800.931.9319

Delivering MORE than Plywood

www.plywoodcompany.com

Contents / Contenido

This is a living document and profiles are always being developed.

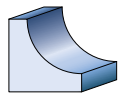
Este es un catálogo que tiene cambios constantes y siempre está vigente, siempre se están desarrollando e incluyendo nuevos perfiles.

Quick Look / Vista Rápida 3
 Crowns / Coronas 4-15
 Bed Moulds & Coves / Moldura para Cama y Semicírculos abiertos 16
 Mitered Door / Puerta con inglete 17-19
 Rabbet - Top Knife / Ranura/Cuchillo superior 20-21
 Radius Edge / Bordes ondulados 22
 Round Corners & Tongue & Groove / Esquinas Redondas y Partes con ranura 23
 Rounds & Corners / Redondas y esquinas 24-25
 Stair Parts / Partes de escalera 26-28
 Side Knives - Tongue & Groove / Lengua y Ranura 29-31

Side Knives - Rabbet Lap & Gap / Ranuras para conexiones y uniones 30-31
 Side Knives - Rabbet / Ranuras 32
 Backout Knives and Chamfer / Cuchillos traseros y Chafan 33
 Tambours / Tambores 34
 Window Stools / Repisa de Ventana 35

Bases & Casings, Bases with Dado, Bases with Radius Edges, Caps, Chair Rails, Panel Mouldings and Plinths are in Book 1.

Bases y Carcasas, Bases con Dado, Bases con bordes ondulados, Tapas, Riele para sillas, Paneles de Moldura y Pedestales estan en el Libro 1.



Generally in stock.

Check on wood specie.

Generalmente en inventario.

Revise el tipo de madera que desea utilizar.



Not kept in stock.

Please consult with salesperson for production lead time.

No lo tenemos en inventario

Por Favor consulte con nuestros vendedores para saber cuanto tiempo se requiere para su producción.

Please always consult with your salesperson regarding wood specie, pricing per linear foot, production lead time and if you need a custom knife developed for your project.

The profiles in this catalog have templates for knives, but may not have the actual knife. Please consult with sales person.

MDF, Ipe and other very dense woods require special knives.

Profiles longer than 11.5 inches may require special ordering. Please consult with the Mill.

Extra deep profiles may require extra knives or pre-hogging. Please consult with the Mill.

Por favor consulte siempre con nuestros vendedores en relación al tipo de madera que puede utilizar, el precio por pie de tabla (Board Foot), tiempo que tarda la producción y si es necesario crear un cuchillo especial para la moldura que están solicitando.

Hay molduras o perfiles en este catálogo que puede que tengan plantillas para cuchillo o navaja en existencia, pero también puede que no tengamos el cuchillo o navaja actual.

MDF, Ipe y otras maderas que son densas, requieren cuchillos o navajas especiales.

Perfiles más largos de 11.5 pulgadas pueden requerir orden especial. Por favor consulte con los vendedores.

Perfiles extra profundos, pueden requerir cuchillos o navajas extras o pre-curvadas. Por favor consulte con los vendedores.

Alder - Knotty
Aliso Nudoso



Alder - Clear
Aliso Claro



Ash
Ceniza (Fresno)



Beech
Haya



Cherry
Cerezo



Hickory
Nuez



Mahogany, African
Caoba Africana



Maple
Arce




Poplar
Alamo



Red Oak
Roble Rojo



Walnut
Nogal



White Oak
Roble Blanco



MDF



Ipe



November/Noviembre 2025

Estos perfiles tienen muestras para los cuchillos o navajas, pero puede no ser el cuchillo o navaja actual. Por favor consulta con nuestros vendedores.

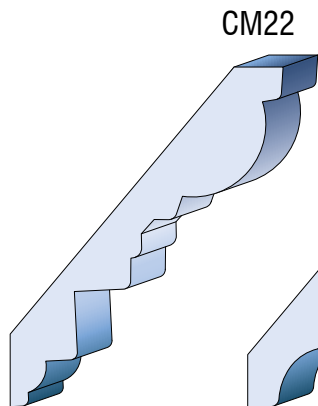
Todos los artículos en esta página están a 1/2 escala. Para una medida exacta, favor usar números decimales para medir los tamaños.

www.plywoodcompany.com

Quick Look – In-Stock Profiles / Vista Rápida de Perfiles en Inventario

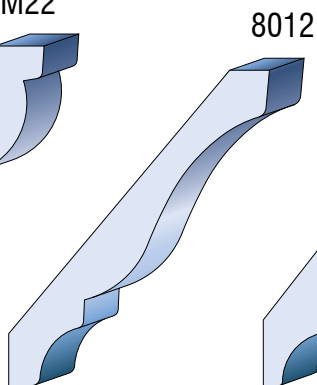
Quick Look – In-Stock Profiles / Vista Rápida de Perfiles en Inventario

Wood Availability / Disponibilidad de Madera			
A	Ash	KALD	Knotty Alder
ALD	Alder	M	Maple
FJWP	Finger Jointed White Pine	P	Poplar
		RO	Red Oak
		WO	White Oak




CM22

PC626
13/16" x 4-17/32"
(0.810" x 4.538")
(KALD, P)



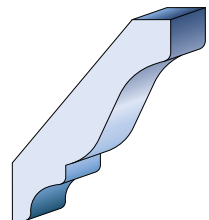
8012

PC812
9/16" x 4-1/4"
(0.562" x 4.26")
(A, ALD, FJWP, KALD, M, P, RO)



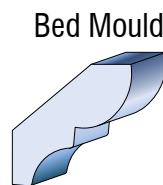
8009

PC419
9/16" x 3-5/8"
(0.562" x 3.625")
(A, ALD, M, P, WO)



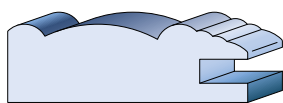
8010

PC810
35/64" x 2-43/64"
(0.55" x 2.67")
(ALD, FJWP, KALD, M, P)




Bed Mould

PC215
9/16" x 1-3/4"
(0.5625" x 1.75")
(P)



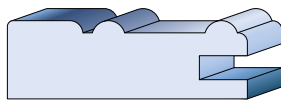
MD18 - PC1008

13/16" x 2-1/2"
(0.815" x 2.5")
(BEECH, KALD, M, P)



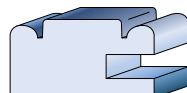
MD5 - PC1006

13/16" x 2-1/2"
(0.815" x 2.5")
(BEECH, M, P)



MD21 - PC1010

13/16" x 2-1/2"
(0.815" x 2.5")
(M, P)

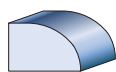


MDR5 - PC1007

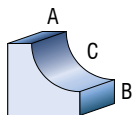
27/32" x 1-1/2"
(0.815" x 1.5")
(BEECH, P)



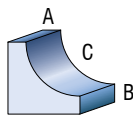
EM - PC225
3/8" x 3/4"
(0.38" x 0.75")
(P)



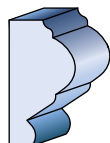
BS - PC214
1/2" x 3/4"
(0.5" x 0.75")
(M, P, PRIMED)



8052 - PC815
3/4" x 3/4"
(0.75" x 0.75")
A: 0.25"; B: 0.25"
C: 0.5" Radius
(RO)



IC - PC451
3/4" x 3/4"
(0.75" x 0.75")
A: 0.188"; B: 0.188"
C: 0.5" Radius
(M, P, RO)



DM7 - PC223
11/16" x 1-5/16"
(0.688" x 1.313")
(ALD, P, RO)



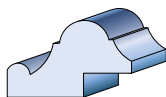
PM5 - PC354
11/16" x 1-1/8"
(0.682" x 1.125")
(A, M, P, RO)



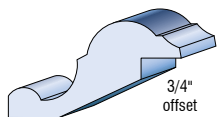
SM - PC111
1/4" x 3/4"
(0.25" x 0.75")
(ALD, M, P, RO)



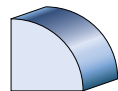
CM3 - PC220
1/2" x 3/4"
(0.5" x 0.75")
(ALD, M, P)



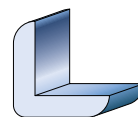
PM1 - PC353
13/16" x 1-9/32"
(0.799" x 1.295")
(P, RO)



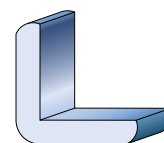
PM6 - PC1039
1" x 1-13/16"
(1.005" x 1.801")
(0.722" x 1.877" wood thru moulder)
(ALD, M, P, RO)



QR - PC453
3/4" x 3/4"
(0.75" x 0.75")
(M, P, RO)



OC - PC240
1" x 1"
(1" x 1")
(RO)



8238 - PC816
1-1/4" x 1-1/4"
(1.25" x 1.25")
(P)

These profiles have templates for knives, but may not have the actual knife. Please consult with sales person. All items on this page are 1/2 scale. For accurate measurements, please use decimal sizes.

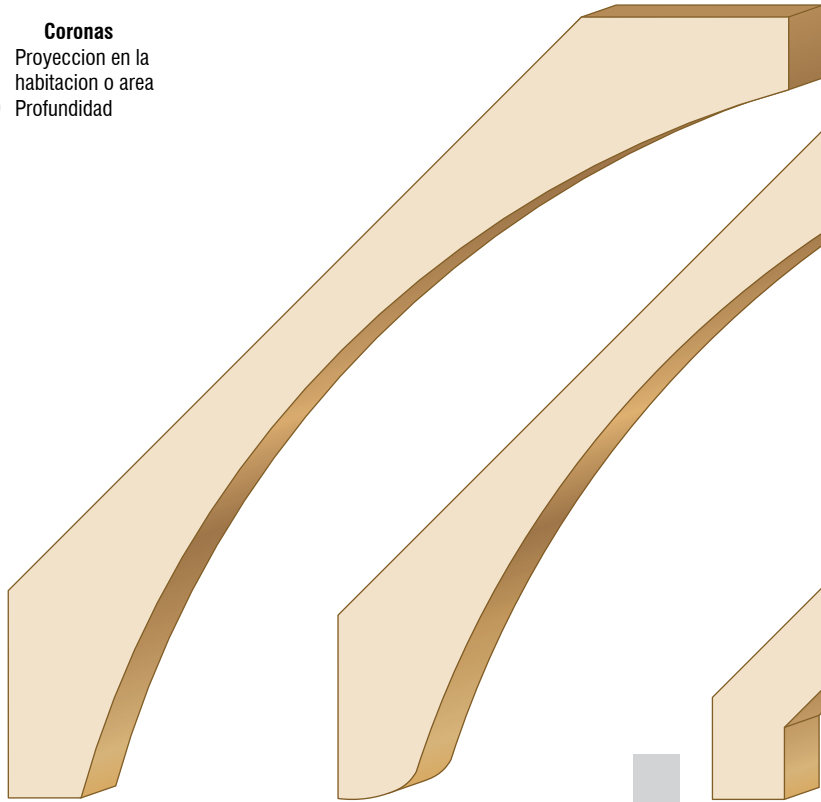
(817) 831-4206 / (800) 931-9319

Crowns / Coronas

Crowns / Coronas


Coronas

- P Proyeccion en la habitacion o area
- D Profundidad




11 inch

PC1792
 2-1/16" x 11-1/2"
 (2.063" x 11.5")
 (45°)
 P = 8-1/8"; D = 8-1/8"




PC1310
 1-3/4" x 11-1/4"
 (1.744" x 11.25")
 (45°)
 P = 8-1/8"; D = 7-49/64"




8 inch


PC426
 1-9/32" x 8-1/2"
 (1.282" x 8.5")
 45°
 P = 6"; D = 6"




PC2397
 113/64" x 8-1/2"
 (1.212" x 8.5")
 45°
 P = 6"; D = 6"



PC1103
 1" (also 1-1/2") x 8-1/8"
 (1" (also 1.5") x 8.12")
 (45°)
 P = 5-1/2"; D = 6"



PC1741
 1-23/32" x 8"
 (1.718" x 8")
 (60° or 30°)
 P = 3-31/32";
 D = 6-61/64"



PC1340
 1-15/64" x 8"
 (1.236" x 8")
 (45°)
 P = 5-51/64"; D = 5-17/32"

Estos perfiles tienen muestras para los cuchillos o navajas, pero puede no ser el cuchillo o navaja actual. Por favor consulta con nuestros vendedores.
 Todos los articulos en esta pagina estan a 1/2 escala. Para una medida exacta, favor usar numeros decimales para medir los tamaños.


Crowns / Coronas

Crowns / Coronas

Crown Key

- P Projection into the room
- D Depth down the wall

7 inch




PC1589
 1-3/32" x 7-13/16"
 (1.08" x 7.81")
 (50° or 40°)
 P = 5"; D = 6"

PC1883
 13/16" x 7-51/64"
 (0.818" x 7.779")
 (45°)
 P = 5-1/2"; D = 5-1/2"

PC2614
 1-31/64" x 7-51/64"
 (1.484" x 7.778")
 (45°)
 P = 5"; D = 5"

PC1599
 1-11/16" x 7-49/64"
 (1.681" x 7.765")
 (57.8° or 32.2°)
 P = 4-1/4"; D = 6-1/2"



PC1600
 1-13/16" x 7-7/16"
 (1.812" x 7.44")
 (58° or 32°)
 P = 4-1/16"; D = 5-5/8"

PC2177
 1-3/32" x 7-3/8"
 (1.096" x 7.382")
 (40°)
 P = 5-1/16"; D = 5-13/32"

PC2725
 1-1/8" x 7-1/4"
 (1.125" x 7.25")
 (45°)
 P = 5"; D = 5-3/16"

PC2653
 1-1/8" x 7-1/4"
 (1.125" x 7.25")
 (45°)
 P = 5"; D = 5-3/16"

PC2458
 1-3/8" x 7-1/4"
 (1.375" x 7.25")
 (45°)
 P = 5-1/8"; D = 5-1/8"

These profiles have templates for knives, but may not have the actual knife. Please consult with sales person. All items on this page are 1/2 scale. For accurate measurements, please use decimal sizes.


(817) 831-4206 / (800) 931-9319

Crowns / Coronas

Crowns / Coronas

Coronas

- P Proyeccion en la habitacion o area
- D Profundidad



7 inch

PC2769

1-1/8" x 7-1/4"
(1.187" x 7.25")
(56.97° or 31.15°)

P = 4-5/32"; D = 5-15/16"

PC2051

3/4" x 7-1/4"
(0.773" x 7.25")
(50° or 40°)

P = 4-3/8"; D = 6"

PC1066


1-9/64" x 7-7/32"
(1.149" x 7.222")
(45°)

P = 4-27/32"; D = 5-3/8"

PC2443

2-1/16" x 7-1/16"
(2.062" x 7.063")
(45°)

P = 5"; D = 5"



6 inch

PC2438

2-3/16" x 7"
(2.187" x 7")
(45°)

P = 5-1/16"; D = 4-15/16"

PC2178

3/4" x 6-15/16"
(0.739" x 6.938")
(45°)

P = 4-7/8"; D = 4-15/16"

PC615

45/64" x 6-7/8"
(0.706" x 6.878")
(40°)

P = 4-15/32"; D = 5-1/4"

PC2658

45/64" x 6-7/8"
(1.768" x 6.513")
(51.18° or 41.9°)

P = 4-25/32"; D = 5-35/64"

PC612

1-1/16" x 6-15/32"
(1.06" x 6.47")
(45°)

P = 4-9/16"; D = 4-9/16"

Estos perfiles tienen muestras para los cuchillos o navajas, pero puede no ser el cuchillo o navaja actual. Por favor consulta con nuestros vendedores.

Todos los articulos en esta pagina estan a 1/2 escala. Para una medida exacta, favor usar numeros decimales para medir los tamanos.

www.plywoodcompany.com


Crowns / Coronas

Crowns / Coronas

Crown Key

- P Projection into the room
- D Depth down the wall

CM02



PC2383

1" x 6-7/16"
(1" x 6.437")

(50° or 40°)

P = 4-9/32"; D = 4-13/16"

PC1251

1-13/32" x 6-33/64"
(1.063" x 6.373")

(45°)

P = 4-1/2"; D = 4-1/2"

PC2444

13/16" x 6-5/16"
(0.807" x 6.313")

(45°)

P = 4-15/32"; D = 4-7/16"

PC2603

1-3/16" x 6-19/64"
(1.187" x 6.292")

(45°)

P = 4-7/16"; D = 4-11/16"

PC2664

5/8" x 6-1/4"
(0.617" x 6.254")

(50° and 34.57°)

P = 4-27/32"; D = 4-3/32"

PC2170

1-5/32" x 6-1/4"
(1.164" x 6.251")

(45°)

P = 4-29/64"; D = 4-29/64"
Symmetrical

PC1034

1-43/64" x 6-13/64"
(1.672" x 6.209")

(45°)

P = 4-9/32"; D = 4-1/2"

PC2044

1-7/8" x 6"
(1.889" x 6")

(38° or 51°)

P = 4-1/2"; D = 4"

PC2338

1-1/4" x 6"
(1.249" x 6")

(60° or 30°)

P = 3.44"; D = 4.941"

PC2084

3/4" x 6"
(0.75" x 6")

(45°)

P = 4-3/16"; D = 4-5/16"

These profiles have templates for knives, but may not have the actual knife. Please consult with sales person. All items on this page are 1/2 scale. For accurate measurements, please use decimal sizes.


(817) 831-4206 / (800) 931-9319

Crowns / Coronas

Crowns / Coronas

Coronas

- P Proyeccion en la habitacion o area
- D Profundidad



5 inch

PC2176

3/4" x 5-15/16"
(0.75" x 5.951")
(57.82° or 29.09°)
P = 2-3/4"; D = 5-17/64"

PC2484

3/4" x 5-7/8"
(0.759" x 5.877")
(45°)
P = 3-11/16"; D = 3-27/32"

PC2317


1-3/8" x 5-7/8"
(1.366" x 5.867")
(50° or 40°)
P = 3.347"; D = 4.848"

PC2420

3/4" x 5-11/16"
(0.75" x 5.688")
(45°)
P = 4"; D = 4"

PC1832

1-3/8" x 5-5/8"
(1.375" x 5.625")
(45°)
P = 3-31/32"; D = 3-31/32"



PC1960

1-1/16" x 5-5/8"
(1.06" x 5.625")
(45°)
P = 3-31/32"; D = 3-31/32"

PC2138

11/16" x 5-5/8"
(0.688" x 5.625")
(45°)
P = 3-15/16"; D = 4

PC2846

1" x 5-5/8"
(1" x 5.625")
(45°)
P = 3-31/32"; D = 3-31/32"

PC360

1-17/64" x 5-39/64"
(1.262" x 5.607")
(45°)
P = 4-3/16"; D = 3-13/16"

PC1138

49/64" x 5-37/64"
(0.769" x 5.571")
(30° or 60°)
P = 3-3/64"; D = 4-11/16"

PC1694

27/32" x 5-33/64"
(0.844" x 5.515")
(42°)
P = 3-21/32"; D = 4-5/32"

Estos perfiles tienen muestras para los cuchillos o navajas, pero puede no ser el cuchillo o navaja actual. Por favor consulta con nuestros vendedores.

Todos los articulos en esta pagina estan a 1/2 escala. Para una medida exacta, favor usar numeros decimales para medir los tamanos.

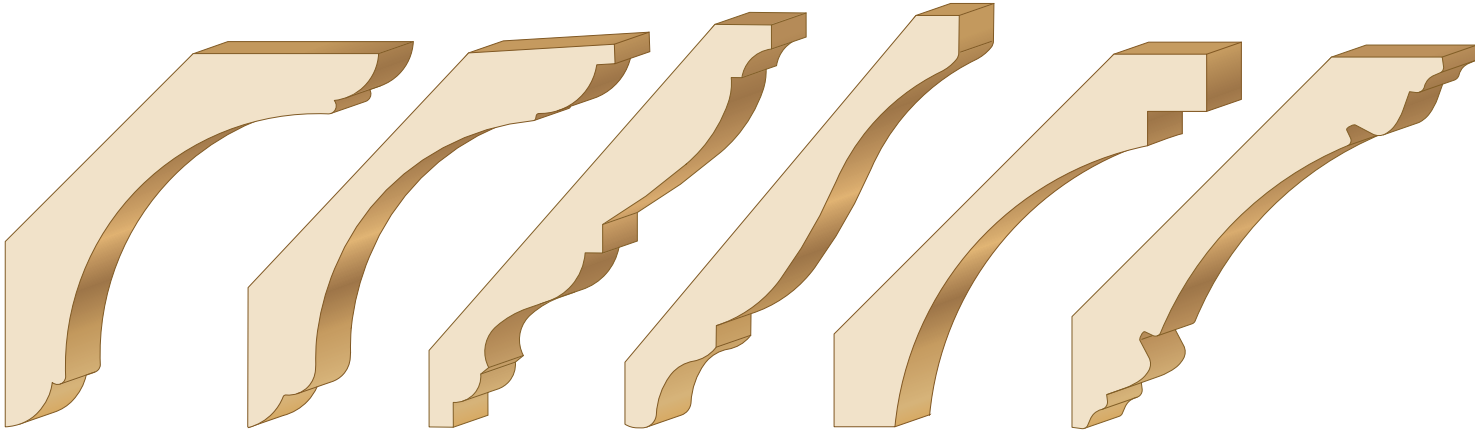
www.plywoodcompany.com

Crowns / Coronas

Crowns / Coronas

Crown Key

- P Projection into the room
- D Depth down the wall



PC531
 1-1/2" x 5-1/2"
 (1.498" x 5.5")
 (45°)
 P = 3-7/8"; D = 3-7/8"


PC2204
 1-3/16" x 5-1/2"
 (1.184" x 5.5")
 (43.36° or 43.08°)
 P = 3-13/16"; D = 4"

PC2793
 3/4" x 5-1/2"
 (0.75" x 5.5")
 (41.28° or 49.36°)
 P = 4-1/4"; D = 3-1/2"

PC256
 11/16" x 5-1/2"
 (0.688" x 5.5")
 (40°)
 P = 3-7/16"; D = 4-19/64"

PC2135
 1-1/8" x 5-1/2"
 (1.13" x 5.48")
 (45°)
 P = 3-7/8"; D = 3-7/8"

PC1353
 31/32" x 5-15/32"
 (0.975" x 5.454")
 (45°)
 P = 3-7/8"; D = 3-7/8"



PC1437
 49/64" x 5-7/16"
 (0.763" x 5.437")
 (40° or 50°)
 P = 3-3/8"; D = 4-1/4"

PC1349
 1-7/16" x 5-3/8"
 (1.444" x 5.377")
 (33°)
 P = 3-37/64"; D = 4-5/32"

PC2404
 13/16" x 5-3/8"
 (0.814" x 5.375")
 (50° or 40°)
 P = 3-35/64"; D = 4-1/32"

PC364
 1-5/16" x 5-3/8"
 (1.313" x 5.369")
 (61° or 28°)
 P = 2-3/4"; D = 4-5/8"

PC2121
 1-1/4" x 5-3/8"
 (1.256" x 5.367")
 (55.17° or 34.83°)
 P = 2-3/4"; D = 4-5/8"

PC1108
 3/4" x 5-3/8"
 (0.75" x 5.36")
 (30°)
 P = 2-5/8"; D = 4-21/32"

These profiles have templates for knives, but may not have the actual knife. Please consult with sales person. All items on this page are 1/2 scale. For accurate measurements, please use decimal sizes.

Crowns / Coronas

Crowns / Coronas

Coronas


- P Proyeccion en la habitacion o area
- D Profundidad



PC1129

27/32" x 5-11/32"
(0.845" x 5.351")
(30° or 60°)


P = 2-15/16"; D = 4-31/64"



PC2016

3/4" x 5-5/16"
(0.759" x 5.327")
(45°)


P = 3-11/16";
D = 3-27/32"



PC2215

3/4" x 5-17/64"
(0.75" x 5.27")
(35.43° or 53.47°)

P = 3-3/32";
D = 4-9/32"



PC729

15/16" x 5-17/64"
(0.930" x 5.267")
(40° or 50°)


P = 3-5/32"; D = 4-7/32"



PC1093

5/8" x 5-1/4"
(0.63" x 5.25")
(45°)

P = 3-23/32"; D = 3-23/32"



PC1268

13/16" x 5-1/4"
(0.812" x 5.25")
(40°)


P = 3-21/64"; D = 4-3/32"



PC364

1-5/16" x 5-23/64"
(1.313" x 5.369")
(30° or 60°)


P = 2-3/4"; D = 4-5/8"



PC2580

13/16" x 5-1/4"
(0.813" x 5.262")
(45°)


P = 3-13/16"; D = 3-25/32"



PC2759

1-7/16" x 5-1/4"
(1.437" x 5.245")
(50° or 40°)

P = 3-15/32"; D = 3-15/16"



PC1080

1-37/64" x 5-5/32"
(1.57" x 5.15")
(40° or 50°)


P = 2-3/4"; D = 4-5/8"



PC1383

1-5/64" x 5-1/8"
(1.076" x 5.129")
(35.57° or 54.43°)


P = 2-7/8"; D = 4-1/4"



PC2182

1" x 5-1/8"
(0.985" x 5.125")
(45°)


P = 3-5/8"; D = 3-5/8"



PC1152

1-15/32" x 5-7/64"
(1.467" x 5.112")
(42° or 48°)

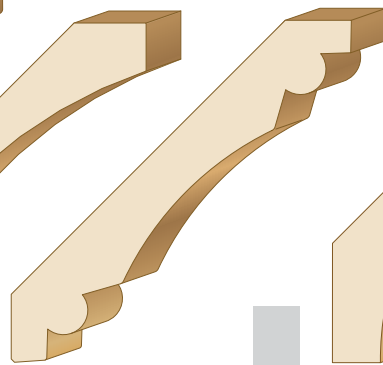
P = 3-29/64"; D = 3-51/64"



PC2761

7/8" x 5"
(0.885" x 5")
(45°)

P = 3-1/2"; D = 3-1/2"




PC1931

3/4" x 5"
(0.756" x 5")
(45°)

P = 3-17/32"; D = 3-9/16"


4 inch



PC1213

1-15/64" x 4-49/64"
(1.232" x 4.773")
(45°)


P = 3-3/8"; D = 3-3/8"



PC2526

15/16" x 4-49/64"
(0.943" x 4.773")
(45°)

P = 3-1/4"; D = 3-1/2"



PC2677

11/16" x 4-3/4"
(0.687" x 4.75")
(45°)

P = 3-3/8"; D = 3-3/8"

Estos perfiles tienen muestras para los cuchillos o navajas, pero puede no ser el cuchillo o navaja actual. Por favor consulta con nuestros vendedores.

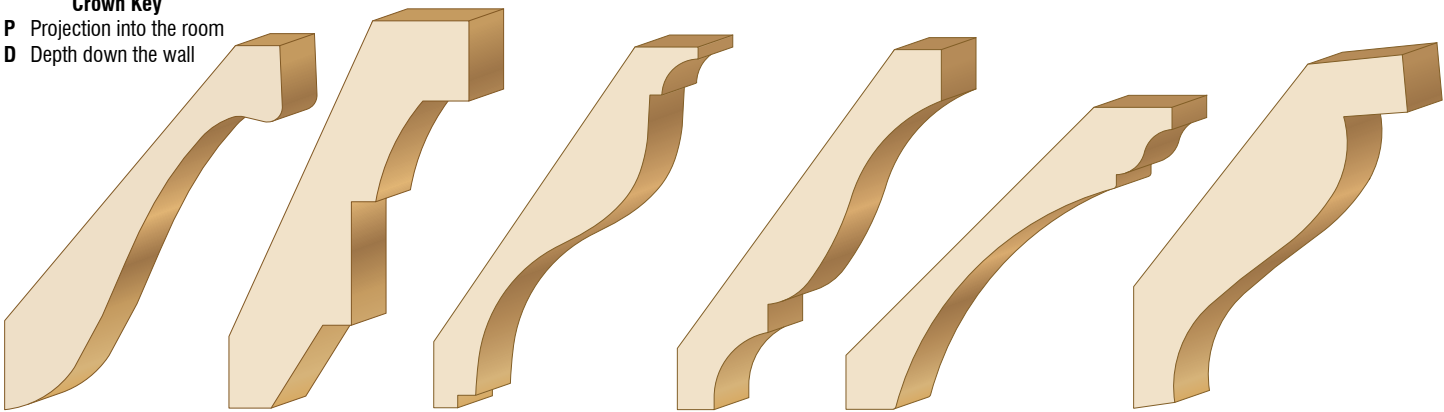
Todos los articulos en esta pagina estan a 1/2 escala. Para una medida exacta, favor usar numeros decimales para medir los tamanos.

Crowns / Coronas

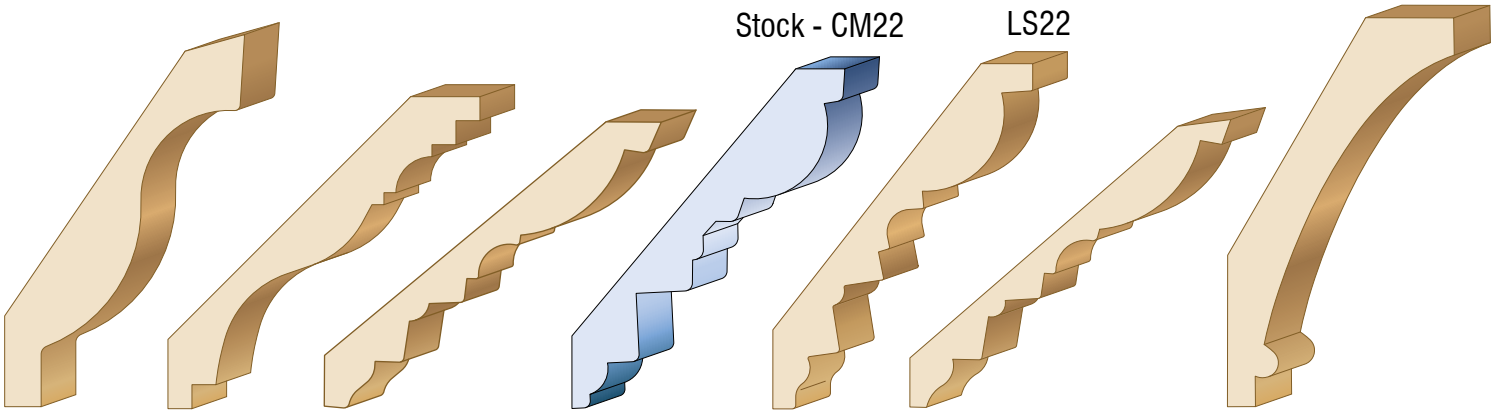
Crowns / Coronas

Crown Key


- P Projection into the room
- D Depth down the wall



PC2023 7/8" x 4-3/4" (0.876" x 4.747") (50° or 40°) P = 2-7/8"; D = 3-13/16"	PC1838 1-1/4" x 4-45/64" (1.258" x 4.707") (65.52° or 24.48°) P = 2-1/2"; D = 4-1/32"	PC2316 13/16" x 4-21/32" (0.809" x 4.656") (55.7° or 34.26°) P = 2.74"; D = 3.768"	PC1804 23/32" x 4-21/32" (0.709" x 4.65") (54° or 36°) P = 2-3/4"; D = 3-3/4"	PC1515 3/4" x 4-5/8" (0.75" x 4.625") (45°) P = 3-25/64"; D = 3-5/32"	PC1568 1-1/8" x 4-5/8" (1.125" x 4.625") (46.2° or 38°) P = 2-37/32"; D = 3-11/16"
---	--	---	--	--	---



PC1620 27/32" x 4-5/8" (0.847" x 4.61") (40.09° or 34.31°) P = 2-1/2"; D = 3-7/8"	PC2523 11/16" x 4-19/32" (0.687" x 4.596") (45°) P = 3-1/4"; D = 3-1/4"	PC2779 9/16" x 4-37/64" (0.562" x 4.591") (50° or 40°) P = 3"; D = 3-1/2"	PC626 13/16" x 4-17/32" (0.810" x 4.538") (40° or 50°) P = 3-17/32"; D = 2-27/32"	PC413 13/16" x 4-1/2" (0.810" x 4.5") (38°) P = 2-11/16"; D = 3-19/32"	PC2801 1/2" x 4-1/2" (0.5" x 4.487") (49° or 33.57°) P = 2-5/16"; D = 3"	PC2869 1" x 4-1/2" (1" x 4.5") (60° or 30°) P = 2-3/8"; D = 3-7/8"
--	--	--	--	---	---	---



PC1562 1-5/64" x 4-31/64" (1.081" x 4.486") (46.2° or 38°) P = 2-45/64"; D = 3-5/8"	PC1805 1-1/16" x 4-15/32" (1.059" x 4.464") (45°) P = 2-7/8"; D = 3-7/16"	PC1728 25/32" x 4-27/64" (0.777" x 4.421") (45°) P = 3"; D = 3-1/4"	PC365 1-3/8" x 4-7/16" (1.385" x 4.379") (37° or 53°) P = 2-11/16"; D = 3-15/32"	PC2410 11/16" x 4-3/8" (0.687" x 4.375") (52.29 or 37.59°) P = 2-1/2"; D = 3-19/32"	PC2577 15/16" x 4-21/64" (0.75" x 4.375") (55° or 33°) P = 2-1/2"; D = 3-5/8"	PC1177 15/16" x 4-21/64" (0.945" x 4.327") (45°) P = 2-13/16"; D = 3-5/16"
--	--	--	---	--	--	---

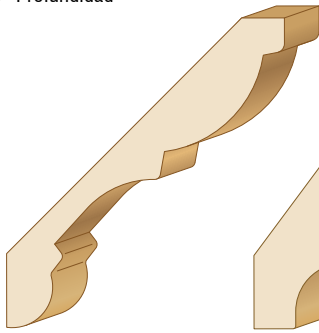
These profiles have templates for knives, but may not have the actual knife. Please consult with sales person. All items on this page are 1/2 scale. For accurate measurements, please use decimal sizes.

Crowns / Coronas


Crowns / Coronas

Coronas


- P Proyeccion en la habitacion o area
- D Profundidad



PC1361
 23/32" x 4-5/16"
 (0.71" x 4.325")
 (45°)
 P = 2-9/32"; D = 3-7/32"



PC2333
 51/64" x 4-5/16"
 (0.793" x 4.325")
 (53.28° or 36.72°)
 P = 2.626"; D = 3.438"




PC2255
 11/16" x 4-3/8"
 (0.686" x 4.375")
 (45° or 41.82°)
 P = 3.197"; D = 3.011"




PC722
 15/16" x 4-5/16"
 (0.942" x 4.315")
 (40° or 50°)
 P = 2-9/16"; D = 3-31/32"



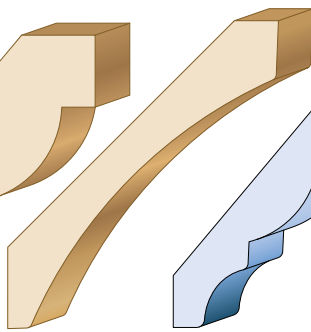
PC1696
 29/32" x 4-5/16"
 (0.9" x 4.312")
 (30° or 60°)
 P = 2-9/16"; D = 3-1/2"



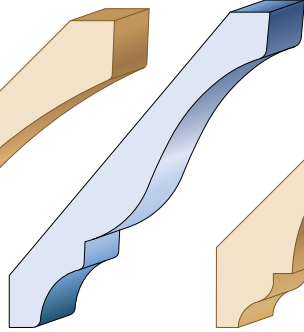
PC2092
 7/8" x 4-9/32"
 (0.859" x 4.281")
 (60° or 30°)
 P = 2-1/2"; D = 3-1/2"



PC1440
 1-1/16" x 4-27/64"
 (1.068" x 4.279")
 (40° or 50°)
 P = 3"; D = 3-1/16"

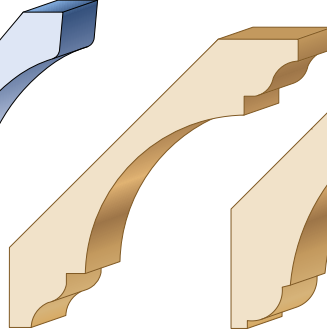


PC1294
 3/4" x 4-17/64"
 (0.749" x 4.262")
 (45°)
 P = 2-13/16"; D = 3-7/32"




PC812
 9/16" x 4-1/4"
 (0.562" x 4.26")
 (40° or 50°)
 P = 2-23/32"; D = 3-9/32"

Stock - 8012




PC1252
 3/4" x 4-1/4"
 (0.75" x 4.25")
 (45°)
 P = 3"; D = 3"

CM01




PC224
 1-1/16" x 4-1/4"
 (1.07" x 4.25")
 (45°)
 P = 3"; D = 3"

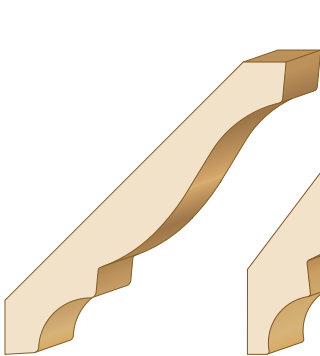
E Crown




PC2522
 31/32" x 4-1/4"
 (0.969" x 4.243")
 (45°)
 P = 3"; D = 3"




PC2844
 11/16" x 4-7/32"
 (0.678" x 4.213")
 (49.5 or 39.11°)
 P = 2-3/4"; D = 3-1/2"



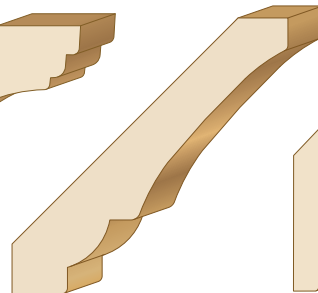
PC1354
 43/64" x 4-7/32"
 (0.627" x 4.224")
 (45°)
 P = 2-15/16"; D = 3-1/32"




PC1398
 11/16" x 4-13/64"
 (0.7" x 4.206")
 (37° or 53°)
 P = 2-11/32"; D = 3-1/2"



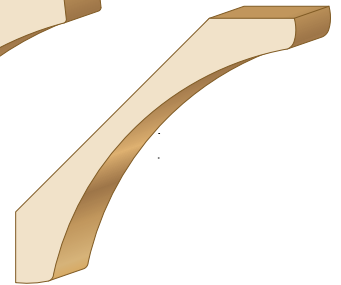
PC2371
 27/32" x 4-1/116"
 (0.833" x 4.063")
 (45°)
 P = 2-15/16"; D = 2-25/32"



PC2075
 3/4" x 4-1/16"
 (0.75" x 4.063")
 (45°)
 P = 2-7/8"; D = 2-7/8"



PC1297
 1-1/16" x 4-1/16"
 (1.067" x 4.054")
 (45°)
 P = 2-23/32"; D = 3-1/32"



PC1311
 13/16" x 4"
 (0.81" x 4")
 (45°)
 P = 2-59/64"; D = 2-3/4"


Estos perfiles tienen muestras para los cuchillos o navajas, pero puede no ser el cuchillo o navaja actual. Por favor consulta con nuestros vendedores.

Todos los articulos en esta pagina estan a 1/2 escala. Para una medida exacta, favor usar numeros decimales para medir los tamanos.

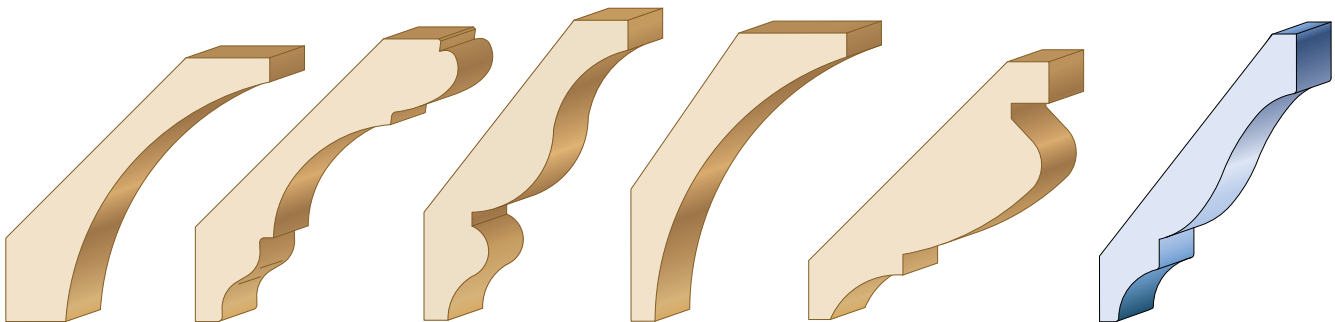
Crown Key

- P** Projection into the room
- D** Depth down the wall

3 inch




<p>PC2040 $15/32" \times 3-63/64"$ $(0.466" \times 3.985")$ $(52^\circ \text{ or } 38^\circ)$ P = 2-17/32"; D = 3-1/8"</p>	<p>PC229 $57/64" \times 3-63/64"$ $(0.9" \times 3.98")$ $(40^\circ \text{ or } 50^\circ)$ P = 3"; D = 2-5/8"</p>	<p>PC2169 $1-3/64" \times 3-29/32"$ $(1.046" \times 3.918")$ $(50^\circ \text{ or } 40^\circ)$ P = 2-1/4"; D = 3-1/4"</p>	<p>PC1451 $1-1/16" \times 3-57/64"$ $(1.062" \times 3.891")$ (45°) P = 3-3/4"; D = 3-3/4"</p>	<p>PC1465 $1-9/64" \times 3-7/8"$ $(1.149" \times 3.889")$ (45°) P = 2-3/4"; D = 2-3/4"</p>
--	--	---	--	--



Stock - 8009

<p>PC1407 $1-3/64" \times 3-7/8"$ $(1.055" \times 3.887")$ (45°) P = 2-3/4"; D = 2-3/4"</p>	<p>PC2370 $7/8" \times 3-7/8"$ $(0.874" \times 3.887")$ (45°) P = 2-15/16"; D = 2-15/16"</p>	<p>PC2070 $57/64" \times 3-25/32"$ $(0.89" \times 3.771")$ $(52^\circ \text{ or } 38^\circ)$ P = 2-1/8"; D = 3-1/8"</p>	<p>PC1658 $1-1/16" \times 3-3/4"$ $(1.067" \times 3.747")$ $(55.31^\circ \text{ or } 34.69^\circ)$ P = 2-1/4"; D = 3"</p>	<p>PC1303 $1-1/8" \times 3-21/32"$ $(1.117" \times 3.668")$ (45°) P = 2-1/2"; D = 2-11/16"</p>	<p>PC419 $9/16" \times 3-5/8"$ $(0.562" \times 3.625")$ (40°) P = 2-1/16"; D = 3"</p>
--	---	---	---	---	--



<p>PC1160 $3/4" \times 3-37/64"$ $(0.74" \times 3.584")$ (45°) P = 2-1/4"; D = 2-13/16"</p>	<p>PC2225 $13/16" \times 3-9/16"$ $(0.812" \times 3.565")$ $(50^\circ \text{ or } 40^\circ)$ P = 2.291"; D = 2.832"</p>	<p>PC366 $1-5/64" \times 3-1/2"$ $(1.087" \times 3.5")$ $(35^\circ \text{ or } 55^\circ)$ P = 2-11/64"; D = 2-3/4"</p>	<p>PC2339 $3/4" \times 3-1/2"$ $(0.75" \times 3.499")$ $(60^\circ \text{ or } 30^\circ)$ P = 2.014"; D = 2.877"</p>	<p>PC2160 $1-3/64" \times 3-15/32"$ $(1.048" \times 3.472")$ $(58.35^\circ \text{ or } 36.65^\circ)$ P = 1-3/4"; D = 3"</p>	<p>PC1203 $21/32" \times 3-7/16"$ $(0.657" \times 3.438")$ (45°) P = 2-7/16"; D = 2-27/64"</p>
--	---	--	---	---	---


These profiles have templates for knives, but may not have the actual knife. Please consult with sales person. All items on this page are 1/2 scale. For accurate measurements, please use decimal sizes.

Crowns / Coronas

Crowns / Coronas

Coronas


- P Proyeccion en la habitacion o area
- D Profundidad



PC2587

7/8" x 3-15/32"
(0.868" x 3.46")
(50° or 40°)


P = 2-23/64"; D = 2-17/32"



PC1464

1-15/64" x 3-23/64"
(1.241 x 3.358")
(45°)

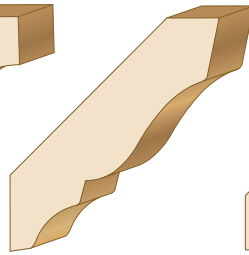
P = 2-1/8"; D = 2-17/64"



PC1577

3/4" x 3-11/32"
(0.749" x 3.348")
(50° or 40°)

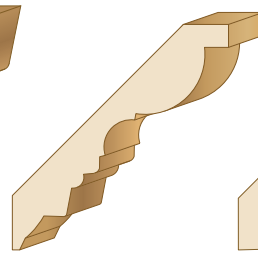
P = 2-3/8"; D = 2-3/8"



PC2218

3/4" x 3-1/4"
(0.75" x 3.257")
(45°)

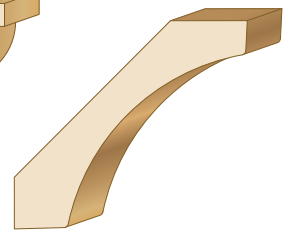
P = 1.979"; D = 1.92"



PC1150

9/16" x 3-1/4"
(0.563" x 3.253")
(45°)

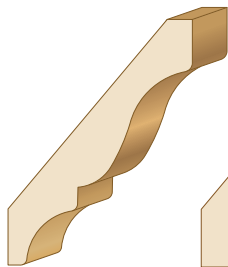
P = 2-1/2"; D = 2-11/32"



PC2345

25/32" x 3-1/4"
(0.787" x 3.25")
(45°)

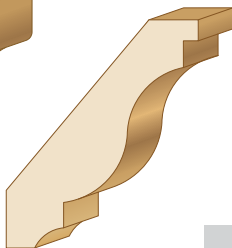
P = 2.48"; D = 2.167"



PC1148

35/64" x 3-3/16"
(0.544" x 3.194")
(40°)

P = 1-15/16"; D = 2-9/16"

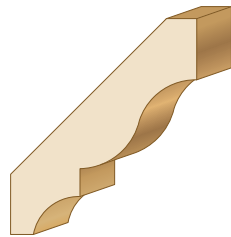


PC1376

23/32" x 3-5/32"
(0.709" x 3.106")
(40° or 50°)

P = 2"; D = 2-3/8"

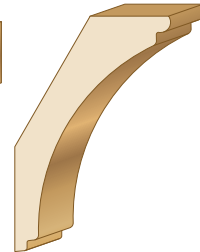
2 inch



PC1179

11/16" x 2-31/32"
(0.674" x 2.961")
(45°)

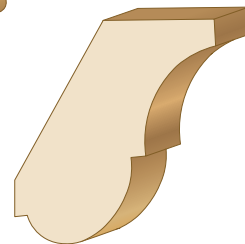
P = 1-15/16"; D = 2-1/4"



PC1099

49/64" x 2-59/64"
(0.77" x 2.92")
(60°)


P = 1-5/8"; D = 2-7/16"



PC1563

1-5/32" x 2-27/32"
(1.153" x 2.851")
(60.34° or 28.98°)

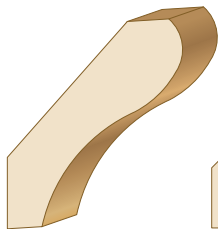
P = 2-1/8"; D = 2-15/64"



PC1457

25/32" x 2-27/32"
(0.789" x 2.85")
(50° or 40°)

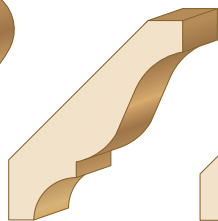
P = 1-3/4"; D = 2-1/4"



PC1948

3/4" x 2-3/4"
(0.75" x 2.752")
(45° or 41.47°)


P = 1-13/16"; D = 2-3/16"



PC1419

5/8" x 2-3/4"
(0.628" x 2.75")
(45°)

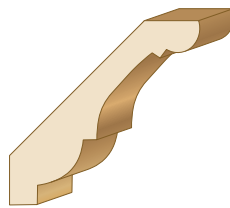
P = 1-51/64"; D = 2-5/64"



PC1273

11/16" x 2-3/4"
(0.686" x 2.75")
(45°)

P = 2-1/64"; D = 1-7/8"



PC2254

9/16" x 2-3/4"
(0.562" x 2.75")
(45°)

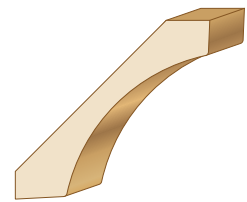
P = 1.979"; D = 1.92"



PC2349

27/32" x 2-3/4"
(0.847" x 2.75")
(60° or 30°)

P = 1.466"; D = 2.409"



PC1362

35/64" x 2-3/4"
(0.555" x 2.749")
(45°)

P = 2-1/32"; D = 1-55/64"

Estos perfiles tienen muestras para los cuchillos o navajas, pero puede no ser el cuchillo o navaja actual. Por favor consulta con nuestros vendedores.

Todos los articulos en esta pagina estan a 1/2 escala. Para una medida exacta, favor usar numeros decimales para medir los tamanos.

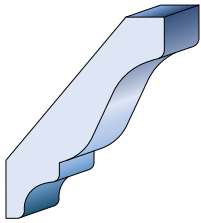
www.plywoodcompany.com

Crowns / Coronas

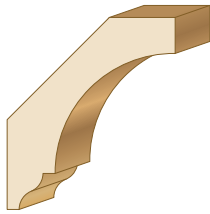
Crowns / Coronas

Crown Key
P Projection into the room
D Depth down the wall


Stock - 8010



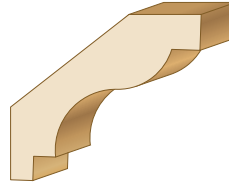
PC810
 35/64" x 2-43/64"
 (0.55" x 2.67")
 (40°)
 P = 1-21/32"; D = 2-7/64"




PC1532
 3/4" x 2-21/32"
 (0.75" x 2.652")
 (45°)
 P = 1-3/4"; D = 2"



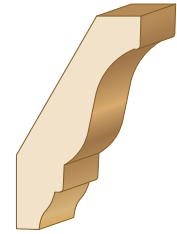
PC2307
 7/8" x 2-5/8"
 (0.871" x 2.633")
 (57° or 33°)
 P = 1.562"; D = 2.125"



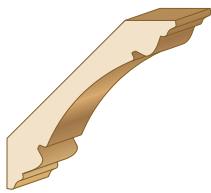
PC2041
 3/4" x 2-5/8"
 (0.75" x 2.625")
 (52° or 38°)
 P = 1-63/64"; D = 1-23/32"



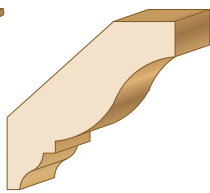
PC2192
 1" x 2-1-9/16"
 (0.982" x 2.571")
 (48° or 42°)
 P 1-5/8="; D = 2"




PC2586
 19/32" x 2-9/16"
 (0.599" x 2.568")
 (60° or 30°)
 P = 1-19/64"; D = 2-7/32"



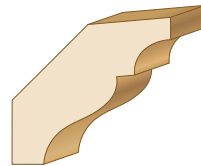
PC1431
 7/16" x 2-31/64"
 (0.443" x 2.48")
 (45°)
 P = 1-3/4"; D = 1-3/4"




PC1180
 45/64" x 2-15/32"
 (0.703" x 2.475")
 (48°)
 P = 1-3/4"; D = 1-3/4"




PC1683
 13/16" x 2-5/16"
 (0.803" x 2.31")
 (60°)
 P = 1-37/64"; D = 1-3/4"



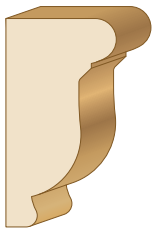
PC266
 23/32" x 2-1/4"
 (0.72" x 2.25")
 (40°)
 P = 1-13/32"; D = 1-25/32"




PC1450
 17/32" x 2-1/4"
 (0.536" x 2.249")
 (60° or 30°)
 P = 1-1/4"; D = 1-7/8"



PC1408
 19/32" x 2-1/4"
 (0.592" x 2.249")
 (30° or 60°)
 P = 1-1/4"; D = 1-7/8"

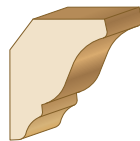


PC263
 1-5/32" x 2-11/64"
 (1.15" x 2.17")
 (0°)
 P = 1-5/32"; D = 2-11/64"



PC255
 9/16" x 2-5/32"
 (0.563" x 2.165")
 (40° or 45°)
 P = 1-3/8"; D = 1-23/32"

1 inch



PC1276
 23/32" x 11/16"
 (0.712" x 1.599")
 (36.97°)
 P = 1"; D = 1-1/4"



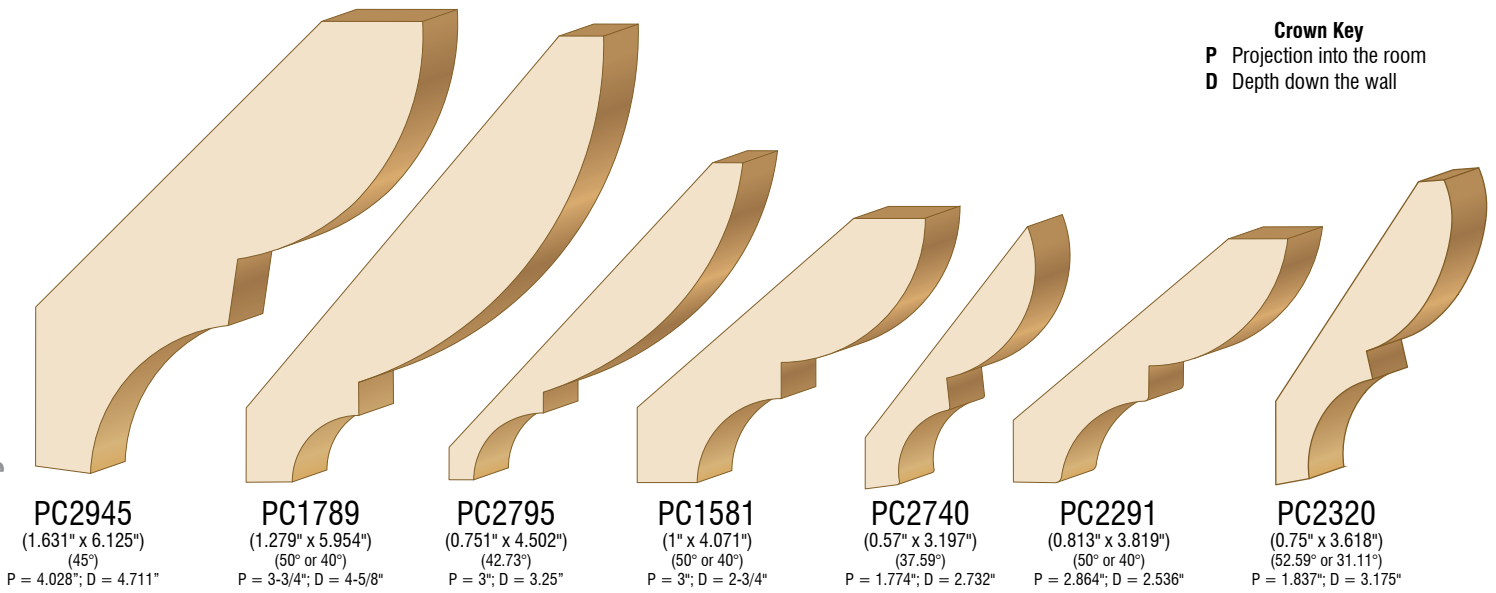
These profiles have templates for knives, but may not have the actual knife. Please consult with sales person. All items on this page are 1/2 scale. For accurate measurements, please use decimal sizes.

(817) 831-4206 / (800) 931-9319

Bed Moulds & Coves / Moldura para Cama y Semicírculos abiertos

Bed Moulds & Coves / Moldura para Cama y Semicírculos abiertos

Crown Key
P Projection into the room
D Depth down the wall



PC2945
 (1.631" x 6.125")
 (45°)
 P = 4.028"; D = 4.711"

PC1789
 (1.279" x 5.954")
 (50° or 40°)
 P = 3-3/4"; D = 4-5/8"

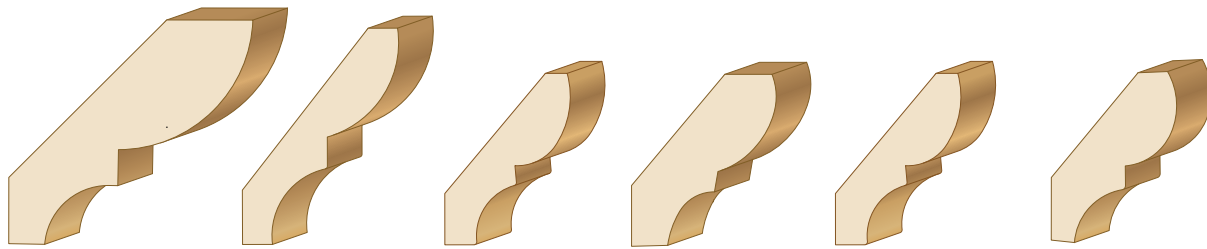
PC2795
 (0.751" x 4.502")
 (42.73°)
 P = 3"; D = 3.25"

PC1581
 (1" x 4.071")
 (50° or 40°)
 P = 3"; D = 2-3/4"

PC2740
 (0.57" x 3.197")
 (37.59°)
 P = 1.774"; D = 2.732"

PC2291
 (0.813" x 3.819")
 (50° or 40°)
 P = 2.864"; D = 2.536"

PC2320
 (0.75" x 3.618")
 (52.59° or 31.11°)
 P = 1.837"; D = 3.175"



PC1462
 (1.01" x 3.445")
 (45°)
 P = 2-1/2"; D = 2-3/8"

PC1453
 (0.595" x 2.77")
 (52° or 38°)
 P = 1-1/4"; D = 1-5/8"

PC2372
 (0.751" x 2.687")
 (45°)
 P = 1-3/4"; D = 2-5/64"

PC2217
 (0.75" x 2.312")
 (50° or 40°)
 P = 1.5"; D = 1.791"

PC1396
 (0.586" x 2.187")
 (50° or 40°)
 P = 1-5/16"; D = 1-13/16"

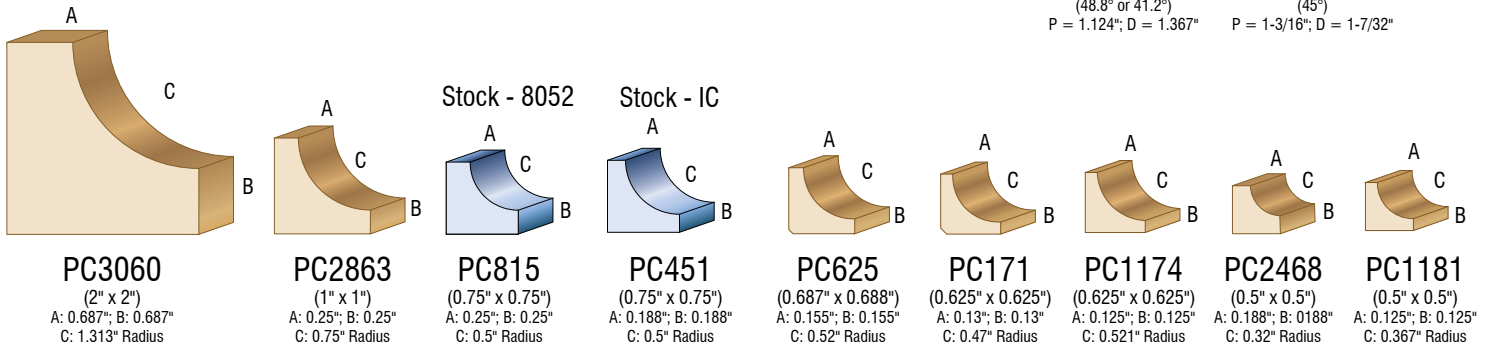
PC3100
 (0.687" x 2.125")
 (39.24°)
 P = 1.297"; D = 1.787"

Stock Bed Mould
PC215
 (0.5625" x 1.75")
 (50° or 40°)
 P = 1-15/64"; D = 1-1/4"



PC2279
 (0.647" x 1.729")
 (48.8° or 41.2°)
 P = 1.124"; D = 1.367"

PC1830
 (0.688" x 1.688")
 (45°)
 P = 1-3/16"; D = 1-7/32"



PC3060
 (2" x 2")
 A: 0.687"; B: 0.687"
 C: 1.313" Radius

PC2863
 (1" x 1")
 A: 0.25"; B: 0.25"
 C: 0.75" Radius

Stock - 8052
PC815
 (0.75" x 0.75")
 A: 0.25"; B: 0.25"
 C: 0.5" Radius

Stock - IC
PC451
 (0.75" x 0.75")
 A: 0.188"; B: 0.188"
 C: 0.5" Radius

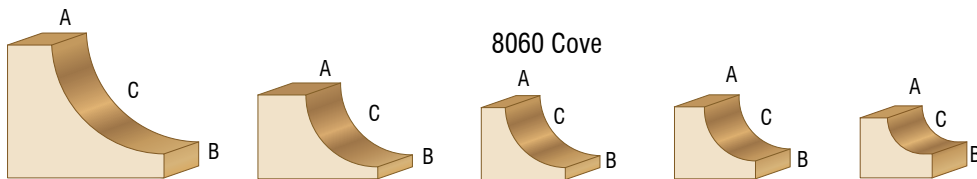
PC625
 (0.687" x 0.688")
 A: 0.155"; B: 0.155"
 C: 0.52" Radius

PC171
 (0.625" x 0.625")
 A: 0.13"; B: 0.13"
 C: 0.47" Radius

PC1174
 (0.625" x 0.625")
 A: 0.125"; B: 0.125"
 C: 0.521" Radius

PC2468
 (0.5" x 0.5")
 A: 0.188"; B: 0.188"
 C: 0.32" Radius

PC1181
 (0.5" x 0.5")
 A: 0.125"; B: 0.125"
 C: 0.367" Radius



PC1156
 (1.384" x 1.53")
 A: 0.46"; B: 0.25"
 C: 1.185" Radius

PC2856
 (10.875" x 1.25")
 A: 0.5"; B: 0.125"
 C: 0.74" Radius

8060 Cove
PC1032
 (0.75" x 0.875")
 A: 0.25"; B: 0.125"
 C: 0.64" Radius

PC2045
 (0.75" x 0.844")
 A: 0.313"; B: 0.186"
 C: 0.537" Radius

PC2148
 (0.625" x 0.75")
 A: 0.284"; B: 0.25"
 C: 0.374" Radius

This is just a sampling of our available profiles. Please contact a sales person for more options including custom matched.

Estos perfiles tienen muestras para los cuchillos o navajas, pero puede no ser el cuchillo o navaja actual. Por favor consulta con nuestros vendedores.
 Todos los artículos en esta página están a 1/2 escala. Para una medida exacta, favor usar números decimales para medir los tamaños.

Mitered Door / Puertas con diseño decorado

Mitered Door / Puertas con diseño decorado

Standard Miter Door Groove



PC1842
(1" x 3.5")
Groove 0.25 from bottom



PC1242
(0.797" x 3.356")
Groove 0.20 from bottom




PC1266
(0.875" x 3.25")
Groove 0.25 from bottom



PC853
(0.767" x 3.15")
Groove 0.14 from bottom



PC1923
(1" x 3")
Groove 0.21 from bottom



PC1610
(0.844" x 3")
Groove 0.15 from bottom



PC2745
(0.813" x 3")
Groove 0.14 from bottom



PC1765
(0.75" x 3")
Groove 0.13 from bottom



PC1998
(0.813" x 2.875")
Groove 0.15 from bottom



PC2585
(0.775" x 2.75")
Groove 0.11 from bottom



PC1111
(0.812" x 2.75")
Groove 0.20 from bottom

MD12




PC250
(0.813" x 2.75")
Groove 0.20 from bottom



PC2335
(0.781" x 2.736")
Groove 0.17 from bottom



PC621
(0.793" x 2.724")
Groove 0.20 from bottom



PC3389
(0.813" x 2.563")
Groove 0.188 from bottom



PC1038
(1.08" x 2.5")
Groove 0.30 from bottom

MD28-21



PC1012
(1.08" x 2.5")
Groove 0.30 from bottom

MD28

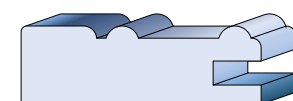


PC2558
(1.08" x 2.5")
Groove 0.30 from bottom



PC2124
(0.875" x 2.5")
Groove 0.099 from bottom

Stock
MD21



PC1010
(0.815" x 2.5")
Groove 0.20 from bottom
(M, P)

Mitered Door / Puertas con diseño decorado

Mitered Door / Puertas con diseño decorado

Standard Miter Door Groove

Stock MD5		PC1006 (0.815" x 2.5") Groove 0.20 from bottom (BEECH, M, P)			PC2711 (0.796" x 2.5") Groove 0.25 from bottom
Stock MD18		PC1008 (0.815" x 2.5") Groove 0.20 from bottom (BEECH, KALD, M, P)	MD10		PC1004 (0.78" x 2.5") Groove 0.20 from bottom
		PC2406 (0.813" x 2.5") Groove 0.262 from bottom			PC1358 (0.75" x 2.5") (0.75" x 2.375") (0.75" x 2.25") Groove 0.25 from bottom
		PC1877 (0.813" x 2.5") Groove 0.20 from bottom			PC3217 (0.75" x 2.5") Groove 0.25 from bottom
		PC2446 (0.813" x 2.5") Groove 0.25 from bottom			PC2064 (0.75" x 2.5") Groove 0.25 from bottom
		PC2710 (0.813" x 2.5") Groove 0.22 from bottom	MD11		PC2128 (0.75" x 2.5") Groove 0.20 from bottom
		PC2728 (0.813" x 2.5") Groove 0.22 from bottom			PC2097 (0.75" x 2.5") Groove 0.20 from bottom
		PC2364 (0.813" x 2.5") Groove 0.22 from bottom			PC1215 (0.75" x 2.5") (1" x 2.5" - PC1795) Groove 0.13 from bottom
		PC3082 (0.813" x 2.5") Groove 0.263 from bottom			PC2353 (0.75" x 2.5") Groove 0.13 from bottom
		PC2490 (0.813" x 2.5") Groove 0.22 from bottom			PC622 (0.8" x 2.45") Groove 0.20 from bottom
		PC2362 (0.813" x 2.5") Groove 0.22 from bottom			PC2464 (0.781" x 2.437") Groove 0.168 from bottom
		PC2363 (0.813" x 2.5") Groove 0.22 from bottom			PC1120 (0.82" x 2.41") Groove 0.20 from bottom
		PC2697 (0.813" x 2.5") Groove 0.22 from bottom			PC3382 (0.813" x 2.375") Groove 0.152 from bottom
		PC2985 (0.812" x 2.5") Groove 0.227 from bottom			PC1357 (0.813" x 2.375") Groove 0.25 from bottom
					PC1358-2375 (0.75" x 2.5") (0.75" x 2.375") (0.75" x 2.25") Groove 0.25 from bottom

Estos perfiles tienen muestras para los cuchillos o navajas, pero puede no ser el cuchillo o navaja actual. Por favor consulta con nuestros vendedores.






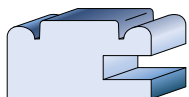






















Todos los artículos en esta página están a 1/2 escala. Para una medida exacta, favor usar números decimales para medir los tamaños.

www.plywoodcompany.com

Mitered Door / Puertas con diseño decorado

Mitered Door / Puertas con diseño decorado

Standard Miter Door Groove

		PC2829 (0.875" x 2.25") Groove 0.197 from bottom			PC1119 (0.82" x 1.53") Groove 0.20 from bottom
		PC1358-225 (0.75" x 2.5") (0.75" x 2.375") (0.75" x 2.25") Groove 0.25 from bottom			PC2123 (0.875" x 1.5") Groove 0.099 from bottom
		PC854 (0.767" x 2.197") Groove 0.14 from bottom			PC1007 (0.815" x 1.5") Groove 0.20 from bottom (BEECH, P)
		PC1566 (0.782" x 2.188") Groove 0.24 from bottom			PC3383 (0.813" x 1.5") Groove 0.152 from bottom
		PC321 (0.75" x 2") Groove 0.25 from bottom			PC2953 (0.813" x 1.5") Groove 0.22 from bottom
		PC1926 (0.844" x 1.875") Groove 0.15 from bottom			PC3082-15 (0.813" x 1.5") Groove 0.263 from bottom
		PC1925 (1" x 1.875") Groove 0.22 from bottom			PC2129 (0.75" x 1.5") Groove 0.20 from bottom
		PC1013 (1.08" x 1.75") Groove 0.30 from bottom			PC2098 (0.75" x 1.5") Groove 0.20 from bottom
MDR28		PC1037 (1.08" x 1.75") Groove 0.30 from bottom			PC2355 (0.75" x 1.5") Groove 0.134 from bottom
MDR28-21		PC2712 (0.796" x 1.75") Groove 0.187 from bottom			PC2728-112 (0.813" x 1.5") Groove 0.22 from bottom
		PC2559 (1.08" x 1.75") Groove 0.30 from bottom			PC2710-112 (0.813" x 1.5") Groove 0.22 from bottom
MDR5-1		PC1766 (0.75" x 1.748") Groove 0.125 from bottom			PC2604 (0.813" x 1.5") Groove 0.22 from bottom
MDR10		PC1005 (0.78" x 1.635") Groove 0.20 from bottom			PC1776 (0.812" x 0.688") Groove 0.188 from bottom
MDR21		PC1011 (0.815" x 1.625") Groove 0.20 from bottom			
MDR18		PC1009 (0.812" x 1.625") Groove 0.20 from bottom			


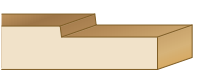




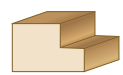
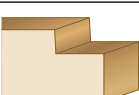
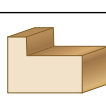
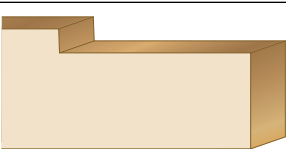



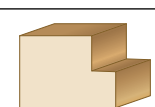
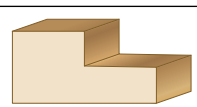
Stock
MDR5

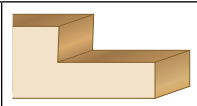
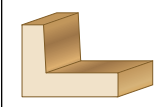
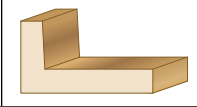
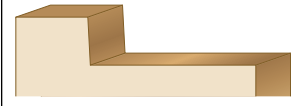

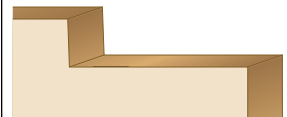
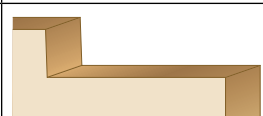



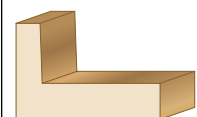
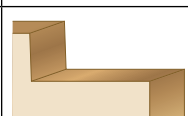
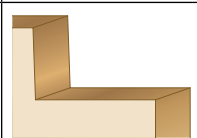
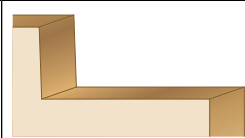
Rabbet - Top Knife / Ranuras - Cuchillo Superior

Rabbet - Top Knife / Ranuras - Cuchillo Superior

measured by depth and width of rabbet. not all images are to scale

medido por profundidad y ancho de la ranura. no todas las imagenes están a escala

Depth (in.)	Width (in.)	PC#	
0.094	0.188	PC1172	
0.11	1	PC1101	
0.125	1.625	PC1322	
0.125	2	PC1182	
0.125	2.625	PC1935	
0.14	2	PC1100	
0.25	0.25	PC1369 PC1982	
0.25	0.5	PC552	
0.25	0.75	PC1750	
0.25	2	PC1421 PC1542	
0.25	2.991	PC2180	
0.25	3.938	PC1208 PC1699	
0.25	1.74	PC417	
0.276	0.25	PC1981	
0.357	0.75	PC1983 PC1543	

0.375	1	PC1110 PC1748	
0.5	0.75	PC554	
0.5	1.12	PC555	
0.5	1.75	PC1121	
0.5	1.88	PC1102	
0.5	1.875	PC1474	
0.5	1.875	PC1820	
0.5	2	PC1023	
0.5	4	PC1477	
0.5	4.5	PC1744	
0.625	1.25	PC1821	
0.625	1.25	PC1833	
0.75	1.25	PC042	
0.75	1.75	PC043	

Estos perfiles tienen muestras para los cuchillos o navajas, pero puede no ser el cuchillo o navaja actual. Por favor consulta con nuestros vendedores.

Todos los artículos en esta página están a 1/2 escala. Para una medida exacta, favor usar números decimales para medir los tamaños.

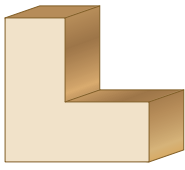
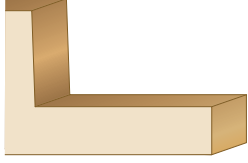
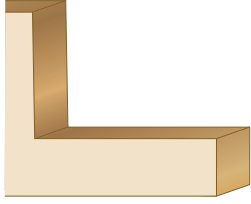
www.plywoodcompany.com



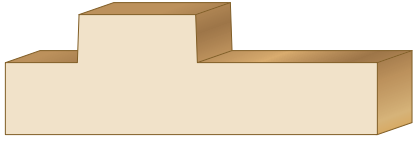
Rabbet - Top Knife / Ranuras - Cuchillo Superior

measured by depth and width of rabbet

double sided top knives














Rabbet - Top Knife / Ranuras - Cuchillo Superior





0.875	0.875	PC1258	
1	0.875	PC1134	
1.375	2	PC1414	

0.25 0.25	0.75 0.75	PC1663	
0.5 0.5	0.5 0.5	PC1972	
0.5 0.5	0.875R 0.75L	PC1366	

Radius Edge / Bordes Curvados

Radius Edge / Bordes Curvados

Radius (in.)	PC #	Notes	
0.125	PC1514	Max height 0.438 Dbl radius knife	
0.125	PC2058	Max height 0.813 Dbl radius knife	
0.125	PC652 PC1569	Bottom side knives; Max height 1.25	
0.125	PC1644	2-up top knife; 0.75" w x 0.375" h	
0.125	PC260 PC1158 PC1512	Max height 0.75 Top side knife	
0.125	PC2058	Max height 0.813 Dbl radius side knife	
0.125	PC2267	Max height 1.25 Dbl radius side knife	
0.125	PC1502	Max height 1.5 Dbl radius side knife	
0.158	PC2221	Max height 0.5 Side knife	
0.188	PC460	Max height 0.75 Bottom side knives	
0.188	PC1277	Max thickness: 0.75 Dbl radius knife	
0.25	PC1513	Max height 1.375 Bottom side knife	
0.375	PC1443	Max height 1 Top side knife	


0.375	PC1051	Max height 0.75 Bottom side knife	
0.5	PC310 PC512 PC1520	Max height 0.75 Top side knife Max height 1.75 Bottom side knife	
0.75	PC1226 PC2007 PC1680	Max height 1.5 Bottom side knife	
0.75	PC1314 PC1315	Max height 0.75 Max length 2.25 Top knife	

Estos perfiles tienen muestras para los cuchillos o navajas, pero puede no ser el cuchillo o navaja actual. Por favor consulta con nuestros vendedores.


Todos los artículos en esta página están a 1/2 escala. Para una medida exacta, favor usar números decimales para medir los tamaños.

Round Corners & Tongue & Groove / Esquinas Redondas y Partes con ranura

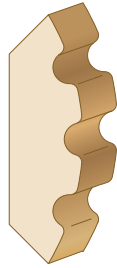
Round Corners



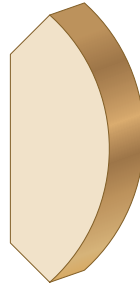
PC141
1" x 2-7/8"
(1" x 2.875")
Universal Bevel (UBRC_)
(Knotty Alder)




PC142
27/32" x 2-25/32"
(0.852" x 2.784")
Classic (CRC_)
(Alder, Poplar)



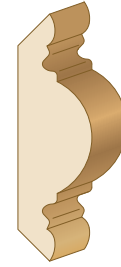
PC143
3/4" x 2-19/32"
(0.756" x 2.591")
Fluted (FRC_)



PC144
1-1/32" x 2-45/64"
(1.031" x 2.697")
Universal Round (URC_)
(Maple)



PC145
7/8" x 2-45/64"
(0.871" x 2.691")
Tara (TRC_)
(Alder, Red Oak)



PC146
25/32" x 2-37/64"
(0.77" x 2.574")
Vintage (V_)
(Alder)

Tongue & Groove



PC2278
5/8" x 3-11/64" (0.625" x 3.168)



PC1444
29/64" x 3-9/32" (0.453" x 3.438")



PC1718 - KP-44
PC1718-975 - KP-44
11/16" x Variable (0.688" x Variable)



PC1218
11/16" x 3-3/8"




PC2407
3/4" x 5-1/4"



PC1216
3/4" x 5-3/8"



PC2722
3/4" x 5-1/2"



PC2807
3/4" x 6-15/64"



PC2724
3/4" x 7"




PC1849
11/16" x 9-3/8 Top Knife
(0.687" x 9.375)
Side knives only: variable length


Rounds / Círculos

Rounds / Círculos


Rounds Círculos



PC458
2" Dia.
(max. size)

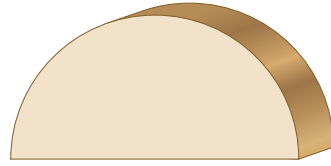


PC1016
1-3/4" Dia.
(1.75" Dia.)

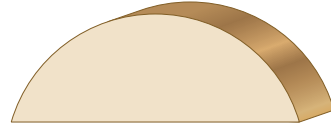


PC457
1-1/2" Dia.
(1.50" Dia.)

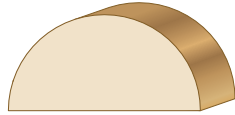
Half Rounds Medio Círculos



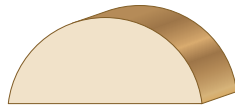
PC2394
1-1/2" x 3"
(1.5" x 3")



PC2357
1-1/8" x 3"
(1.125" x 3")



PC261
1" x 2"
(1" x 2")



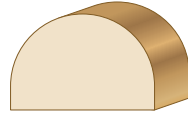
PC1265
57/64" x 2-1/32"
(0.897" x 2.018")



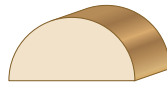
PC2641
3/4" x 1-5/8"
(0.75" x 1.62")



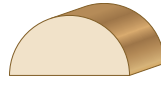
PC456
3/4" x 1-1/2"
(0.75" x 1.5")



PC2012
1" x 1-1/2"
(1" x 1.5")
0.25 vertical base



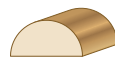
PC1692
21/32" x 1-5/16"
(0.656" x 1.312")



PC2647
5/8" x 1-1/4"
(0.625" x 1.25")



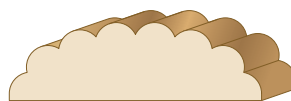
PC455
1/2" x 1"
(0.5" x 1")



PC314
3/8" x 3/4"
(0.38" x 0.75")

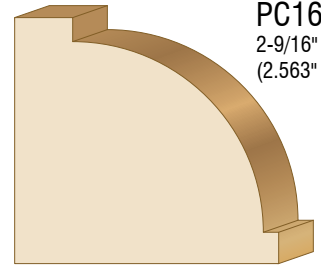


PC2388
1/4" x 1/2"
(0.25" x 0.5")

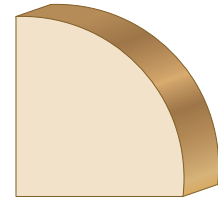


PC1402
13/16" x 2-5/8"
(0.813" x 2.628")

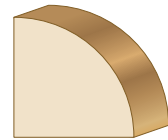
Quarter Rounds Un cuarto de círculos



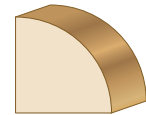
PC1691
2-9/16" x 2-3/4"
(2.563" x 2.75")



**PC1459 &
PC1583**
1-7/8" x 1-3/4"
(1.875" x 1.75")
R=1.688

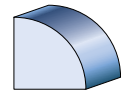


PC1439
1-1/4" x 1-1/4"
(1.25" x 1.25")
R=1.25



PC454
1" x 1"
(1" x 1")
R=1

Stock - QR



PC453
3/4" x 3/4"
(0.75" x 0.75")
R=0.75



PC1456
5/8" x 5/8"
(0.625" x 0.625")
R=0.625



PC528
1/2" x 1/2"
(0.5" x 0.5")



PC1458
7/16" x 7/16"
(0.438" x 0.438")
R=0.437



PC1089
3/8" x 3/8"
(0.375" x 0.375")
R=0.375



PC1793
1/4" x 1/4"
(0.25" x 0.25")
R=0.25

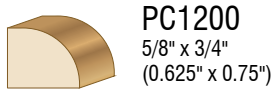

Estos perfiles tienen muestras para los cuchillos o navajas, pero puede no ser el cuchillo o navaja actual. Por favor consulta con nuestros vendedores.

Todos los artículos en esta página están a 1/2 escala. Para una medida exacta, favor usar números decimales para medir los tamaños.

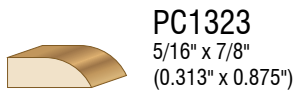

Rounds & Round Corners / Círculos y Esquinas Redondas

Rounds & Round Corners / Círculos y Esquinas Redondas

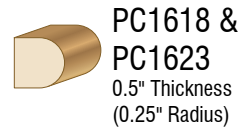

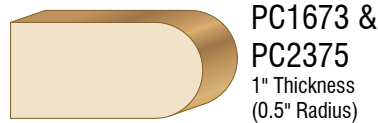


Base Shoe Base estilo zapato



Stock - BS



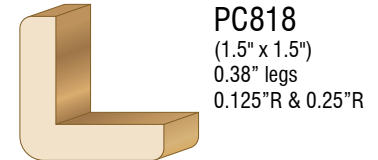
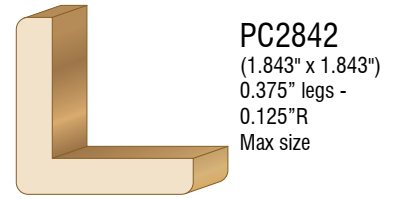
Bullnose Estilo nariz redonda



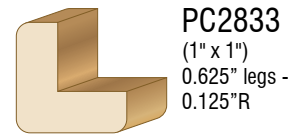
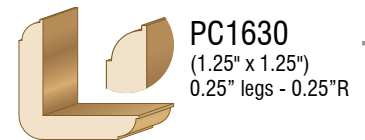
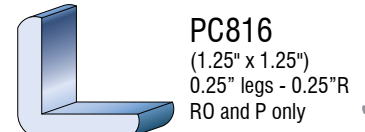
Other sizes

	Thickness	Radius
PC630	0.781	0.451
PC2091	0.688	0.344
PC1270	0.531	0.266
PC1269	0.531	0.266
PC2492	0.466	0.227
PC1650	0.312	0.156
PC2714	0.25	0.125
PC1778	0.25	0.125


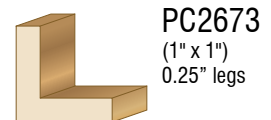
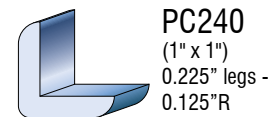
Outside Corners Esquina exterior



Stock - 8238




Stock - OC



Stair Parts - Handrails / Partes de Escalera - Pasamanos

Stair Parts - Handrails / Partes de Escalera - Pasamanos



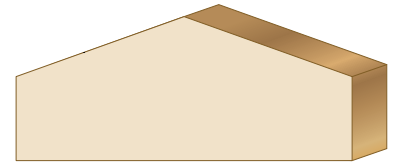
PC1952
(3" x 3")
Dado: 0.25" x 1.5"



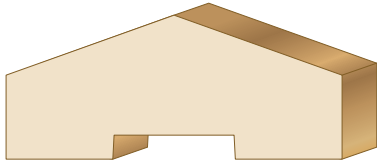
PC1570
(1.5" x 3")
Dado: 0.5" x 2.062"



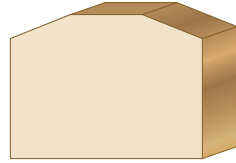
PC149
(1.178" x 3.5")
Dado: 0.25" x 1.5"




PC1666
(1.5" x 3.5")



PC357
(1.5" x 3.5")
0.25" x 1.25" Dado



PC2938
(1.5" x 2")
6100 Handrail



PC1751
(1" x 2.25")
Dado: 0.25" x 1.25"




PC227
(0.625" x 1.75")
Dado: 0.063" x 1.25"




PC1947
(1.25" x 7.5")
Dado: 0.5" x 5.25" - 0.5"R




PC2035
(1.688" x 3.375")
Dado: 0.938" x 2.125" - 0.25"R



PC1384
(2.5" x 3")
0.125"R




PC1520
(1.75" x 3")
Dado: 0.565" x 2" - 0.5"R




PC3309
(1.625" x 2.5")
Dado: 0.375" x 1.312" - 0.125"R




PC2429
(1" x 2.5")
Dado: 0.25" x 1.5" - 0.125"R




PC1239
(2.25"w x 1.25"h)
0.125"R
6001 Handrail



PC468
(2.125"w x 1.063"h)
0.125"R
6000 Handrail



PC2919
(2" x 2")
0.375"R




PC1956
(1" x 1.5")
Dado: 0.5" x 0.75" - 0.25"R

Estos perfiles tienen muestras para los cuchillos o navajas, pero puede no ser el cuchillo o navaja actual. Por favor consulta con nuestros vendedores.
Todos los artículos en esta página están a 1/2 escala. Para una medida exacta, favor usar números decimales para medir los tamaños.


www.plywoodcompany.com

Stair Parts - Handrails & Treads / Pasamanos y Escalones


Stair Parts - Handrails & Treads / Pasamanos y Escalones



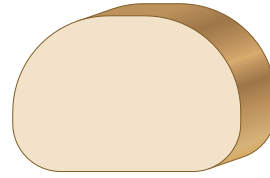
PC2872
(2.5 x 3")
1.5"R - 2.236" Flat




PC2734
(2.442" x 1.25")
1.25"R - 2 Piece




PC3428
(2" x 2")
1"R - Dado: 0.125" x 1"



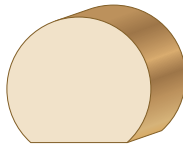
PC661
(1.625" x 2.38")
1.38" Flat




PC1817
(1.625" x 1.75")
0.875"R - 0.9" Flat




PC3393
(1.5" x 2.251")
Dado: 0.3" x 1.387"




PC1130
(1.5" x 1.307")
0.75" R - 1.0" Flat



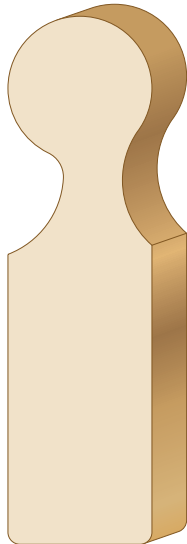
PC3427
(1.5" x 1.5")
0.75" R - 0.75" Flat



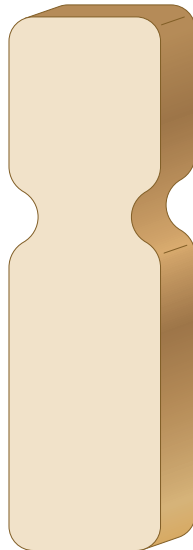
PC1574
(1.261" x 1.098")
1"R - Dado: 0.5" x 1.098"




PC2390
(1.625"w x 6"h)



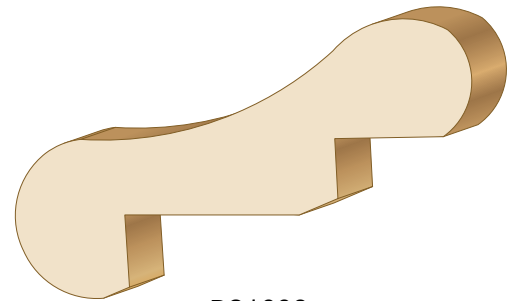
PC2150
(1.5"w x 5.5"h)




PC2391
(1.562"w x 5.5"h)




PC3105
(1.5 x 5.5")




PC1002
(1.647" x 5.043")
Bar Moulding



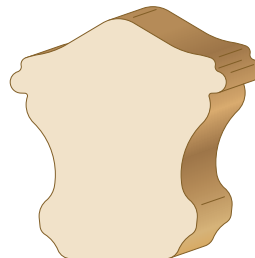
PC2957
(1.75" x 3.928")
3.0" Flat



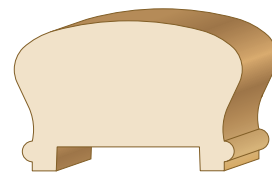
PC616
(3.5" x 2.375")
Dado: 0.25" x 1.75"



PC2116
(2.25" x 2.375")
0.187" x 1.5" Dado



PC3455
(2.5" x 2.251")
1.0" Flat



PC2356
(2.375" x 1.56")
Dado: 0.25" x 1.5"

These profiles have templates for knives, but may not have the actual knife. Please consult with sales person. All items on this page are 1/2 scale. For accurate measurements, please use decimal sizes.

(817) 831-4206 / (800) 931-9319

Stair Parts - Handrails / Partes de Escalera - Pasamanos

Stair Parts - Handrails / Partes de Escalera - Pasamanos



PC1908
(1.06" x 6")
0.75" Tread



PC1095
(1.06" x 6.5")
(1.06" x 8")
0.531"R Bullnose
0.5" Tread
(ST_8090.5)



PC2405
(1" x 6.5")
0.5"R Bullnose
0.625" Tread



PC3219
(1.025" x 6.25")
0.516"R Bullnose
0.75" Tread



PC819
(1.063" x 5.25")
(1.063" x 6.5")
(1.063" x 8")
0.516"R Bullnose
0.75" Tread



PC2557
(1.063" x 5.25")
(1.063" x 6.5")
(1.063" x 8")
0.531"R Bullnose
0.75" Tread





















PC1241
(1.5" x 5.5")
(1.5" x 9.25")
0.75"R Bullnose
0.75" Tread

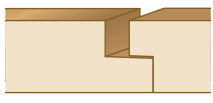







PC1914
(2" x 6")
1"R Bullnose
1" Tread

Estos perfiles tienen muestras para los cuchillos o navajas, pero puede no ser el cuchillo o navaja actual. Por favor consulta con nuestros vendedores.
Todos los artículos en esta página están a 1/2 escala. Para una medida exacta, favor usar números decimales para medir los tamaños.

Side Knives - Rabbet Lap & Gap / Cuchillos laterales - Ranuras para conexiones y uniones

Thick. (in.)	Notes	PC #	
0.375	no gap	PC1571	
0.5	0.25 gap	PC1189	
0.625	No gap 0.25" chamfer	PC1819	
0.625	No gap (use PC1341R and PC1076)	PC2203	
0.625	0.125 gap	PC1233	
0.625	0.125 gap (use PC1233)	PC1355 PC1508	
0.625	0.25 gap	PC1292	
0.625	1.25 gap	PC1247	
0.656	custom gap	PC1990 PC1992	
0.688	No gap	PC1662	
0.688	0.5" gap	PC1546	
0.688	0.5 gap	PC2377	
0.75	No gap with chamfer	PC1497	
0.75	No gap Use PC1136R	PC1221	
0.75	No gap Use PC1076L and PC1341R	PC1341	
0.75	0.077 gap	PC1648	
0.75	0.125 gap	PC1698	
0.75	0.188 gap	PC1309	

0.75	0.25 gap	PC1891	
0.75 and 0.688	0.25 gap	PC1136	
0.75	0.375	PC2329	
0.75	0.75 gap	PC1646	
0.75	custom	PC2140	
0.875	No gap	PC2276	

Side Knives - Rabbet Lap & Gap / Cuchillos laterales - Ranuras para conexiones y uniones

Side Knives - Tongue & Groove / Cuchillos Laterales - Partes con ranura que se unen

Width available up to a maximum of 11.25" depending upon knife configuration

Ancho disponible aun maximo de 11.25" dependiendo de las configuracion del cuchillo

Thick. (in.)	Notes	PC #	
0.331	No gap; tongue 0.11 L x 0.11 w	PC1209	
0.375	0.12" "V" at 45° Chamfer; No gap; tongue 0.25 L x 0.125 w	PC1957	
0.437	0.282" "V" at 45° Chamfer; No gap; tongue 0.125 L x 0.125 w	PC1872	
0.5	No gap; tongue 0.23 L x 0.15 w	PC2344	
0.5 & 0.562	0.374" "V" at 56° 0.125 x 0.187 Chamfer; tongue 0.387 L x 0.169 w	PC1679	
0.625	0.126" "V" at 45° Chamfer; No gap; tongue 0.219 L x 0.234 w	PC1486	
0.625	0.25" "V" at 45° Chamfer; No gap; tongue 0.218 L x 0.214 w	PC2447	
0.625 (0.75)	0.188 gap; tongue 0.437 L x 0.199 w	PC2284 (PC2197 & PC2132)	
0.688	0.13" gap; tongue 0.375 L x 0.23 w	PC2450	
0.7	0.177" "V" at 45° Chamfer; No gap; tongue 0.24 L x 0.23 w	PC2113	
0.718	0.5" "V" at 53° Chamfer; No gap; tongue 0.375 L x 0.23 w	PC2381	
0.721	0.403" "V" at 39° Chamfer; No gap; tongue 0.25 L x 0.192 w	PC2596	
0.75 (0.625)	No gap; tongue 0.23 L x 0.25 w	PC1026 (PC1509)	
0.75	0.335" undercut No gap; tongue 0.355 L x 0.24 w	PC2027	
0.75	No gap; tongue 0.355 L x 0.24 w	PC620	
0.75	No gap; tongue 0.188 L x 0.273 w	PC1385	
0.75	0.124" Gap; tongue 0.365 L x 0.24 w	PC2107	

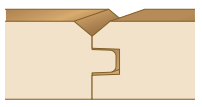
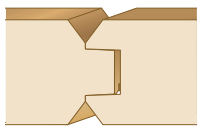
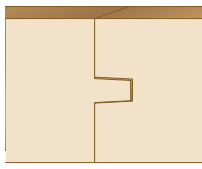
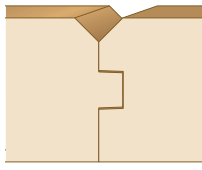
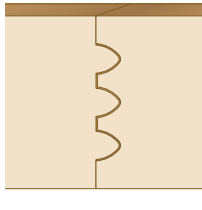
0.75	0.25" Gap; tongue 0.5 L x 0.25 w	PC1506	
0.75	0.5" Gap; tongue 0.74 L x 0.29 w	PC2803	
0.75	0.06" "V" at 45° Chamfer; No gap; tongue 0.24 L x 0.23 w	PC1867	
0.75	0.12" "V" at 45° Chamfer; No gap; tongue 0.24 L x 0.23 w	PC1978	
0.75	0.122" "V" at 45° chamfer; No gap; tongue 0.25 L x 0.25 w	PC1846	
0.75	0.125" "V" at 45° chamfer; No gap; tongue 0.25 L x 0.25 w	PC1850	
0.75	0.125" "V" at 45° Chamfer; No gap; tongue 0.188 L x 0.213 w	PC1448	
0.75	0.138 x 0.123" "V" 48° Chamfer; No gap; tongue 0.188 L x 0.213 w	PC1693	
0.75	0.168" "V" at 45° Chamfer; No gap; tongue 0.23 L x 0.233 w	PC2487	
0.75 (0.687)	0.56" "V" at 54° Top chamfer; No gap; tongue 0.19 L x 0.21 w	PC422 (PC1712, PC2088)	
0.75	0.564" "V" at 54° chamfer; No gap; tongue 0.188 L x 0.213 w	PC1211	
0.75	0.062" Radius edge; No gap; Tongue 0.375 L x 0.25 w	PC2748	
0.75	0.125" Radius edge; No gap; Tongue 0.25 L x 0.25 w	PC1306	
0.75	0.125" radius edge; 0.5" gap; tongue 0.875 L x 0.24 w	PC1910	
0.75	0.331 radius edge; 0.337 gap; tongue 0.752 L x 0.247 w	PC2272	

Estos perfiles tienen muestras para los cuchillos o navajas, pero puede no ser el cuchillo o navaja actual. Por favor consulta con nuestros vendedores.

Todos los artículos en esta página están a 1/2 escala. Para una medida exacta, favor usar números decimales para medir los tamaños.

Side Knives - Tongue & Groove / Cuchillos Laterales - Partes con ranura que se unen

Side Knives - Tongue & Groove / Cuchillos Laterales - Partes con ranura que se unen

0.813	0.187" 45° Chamfer; No gap; tongue 0.25 L x 0.243 w	PC1885	
1.25	0.25 x 0.188 Chamfer; No gap; tongue 0.313 L x 0.5 w	PC1165	
1.5	No gap; tongue 0.375 L x 0.211 w	PC117	
1.5	0.25 x 0.25" 45° Chamfer; No gap; tongue 0.25 L x 0.375 w	PC1667	
1.8	No gap; tongue 0.241 L x 0.320 w	PC817	

Side Knives - Rabbets / Cuchillos laterales - Ranuras

Left side knife

Depth (in.)	Width (in.)	PC #	
0.125	0.25	PC1507	
0.13	0.13	PC116L PC1870L	
0.233	0.5	PC2313	
0.25	0.25	PC148L (1.75" thick) PC1417L (2" thick) PC1934L (0.5" thick) PC2179 & PC1982 (0.75" thick)	
0.25	0.375	PC1071 PC1312 PC1981	
0.25	0.5	PC1042L PC1991	
0.313	0.5	PC2089	
0.375	0.25	PC430L PC2238	
0.375	0.375	PC1076L (1.25 thick) PC2008 (0.688 thick) PC1977, PC1758	
0.375	0.438	PC1745	
0.375	0.5	PC1604	
0.5	0.5	PC1973	
0.547	0.438	PC2246	
0.625	0.5	PC1049L	
0.625	0.625	PC1135L	
0.625	0.75	PC1688L	

0.75	0.5	PC2261	
0.75	0.75	PC429L	
1.213	1.063	PC2330	

Right side knife

Depth (in.)	Width (in.)	PC #	
0.13	0.13	PC116R PC1870R	
0.25	0.25	PC1041R PC1313	
0.25	0.5	PC1042R	
0.25	0.563	PC1770R	
0.375	0.5	PC1380R	
0.391	0.299	PC537RR	
0.5	0.375	PC041R	

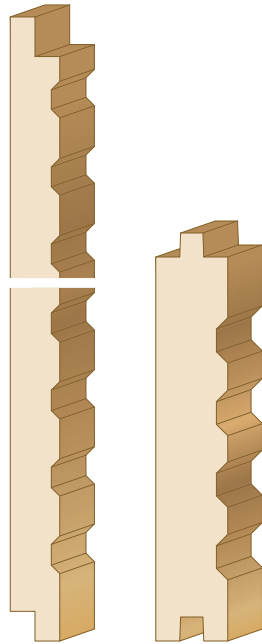
Estos perfiles tienen muestras para los cuchillos o navajas, pero puede no ser el cuchillo o navaja actual. Por favor consulta con nuestros vendedores.
 Todos los artículos en esta página están a 1/2 escala. Para una medida exacta, favor usar números decimales para medir los tamaños.

Available backouts:



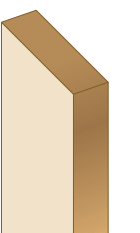
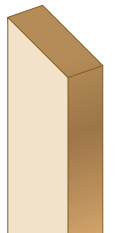

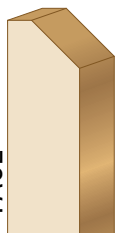


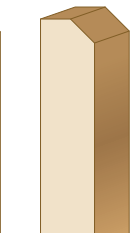

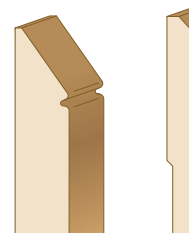

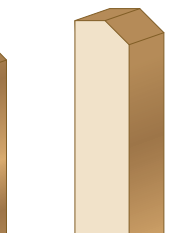
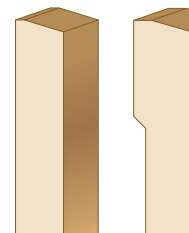

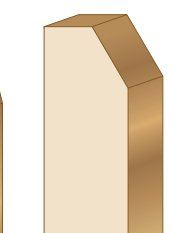
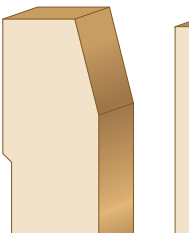

- 1" x 0.0625 for profile length 2.5 to 3.5
- 2" x 0.0625 for profile length 3.5 to 4.5
- 2" x 0.125 for profile length 5.5 to 6.5
- 3" x 0.125 for profile length 7.5 to 8.5

Specialized backouts:

- 0.472" D x 0.107" W
- Top knife
- PC1233, PC1223



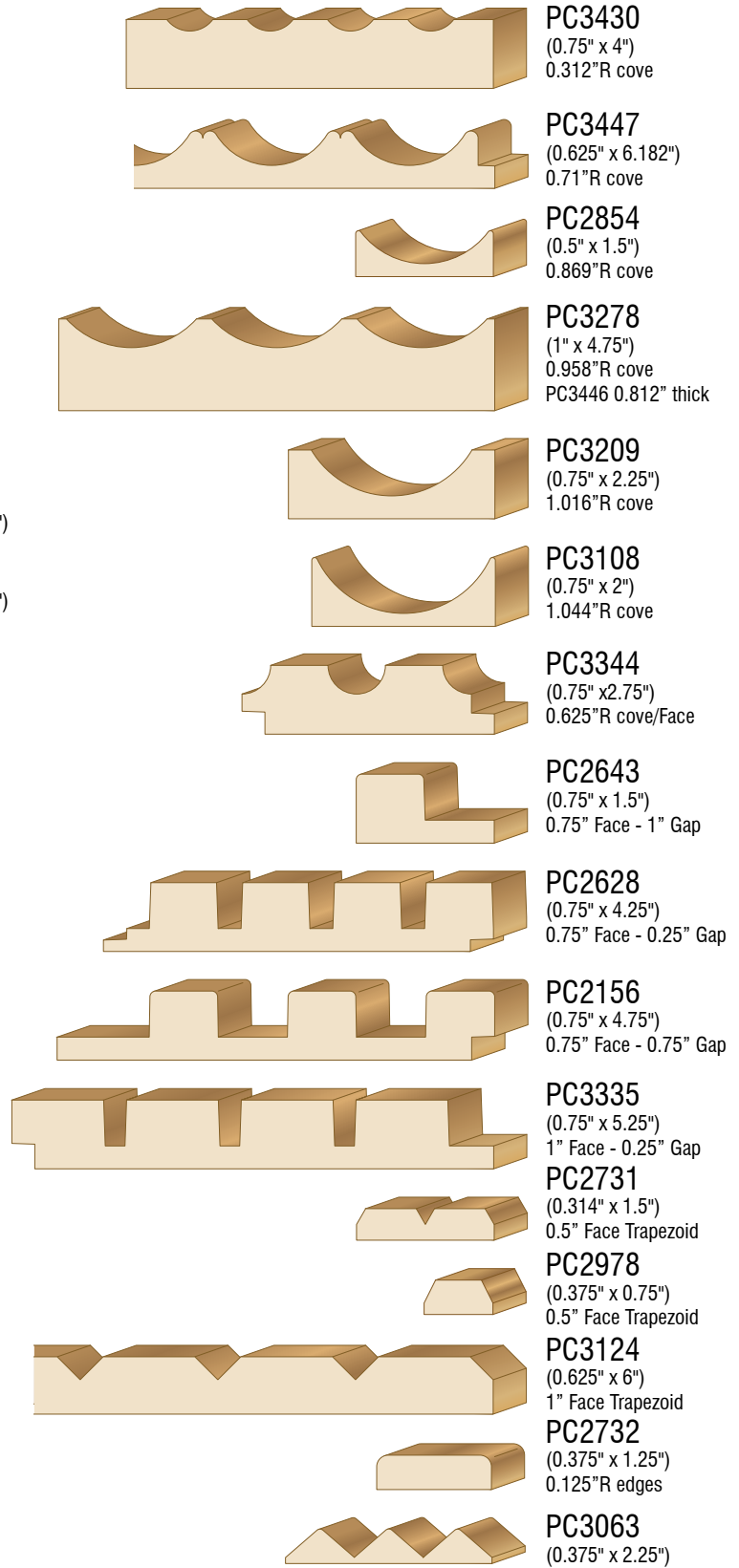
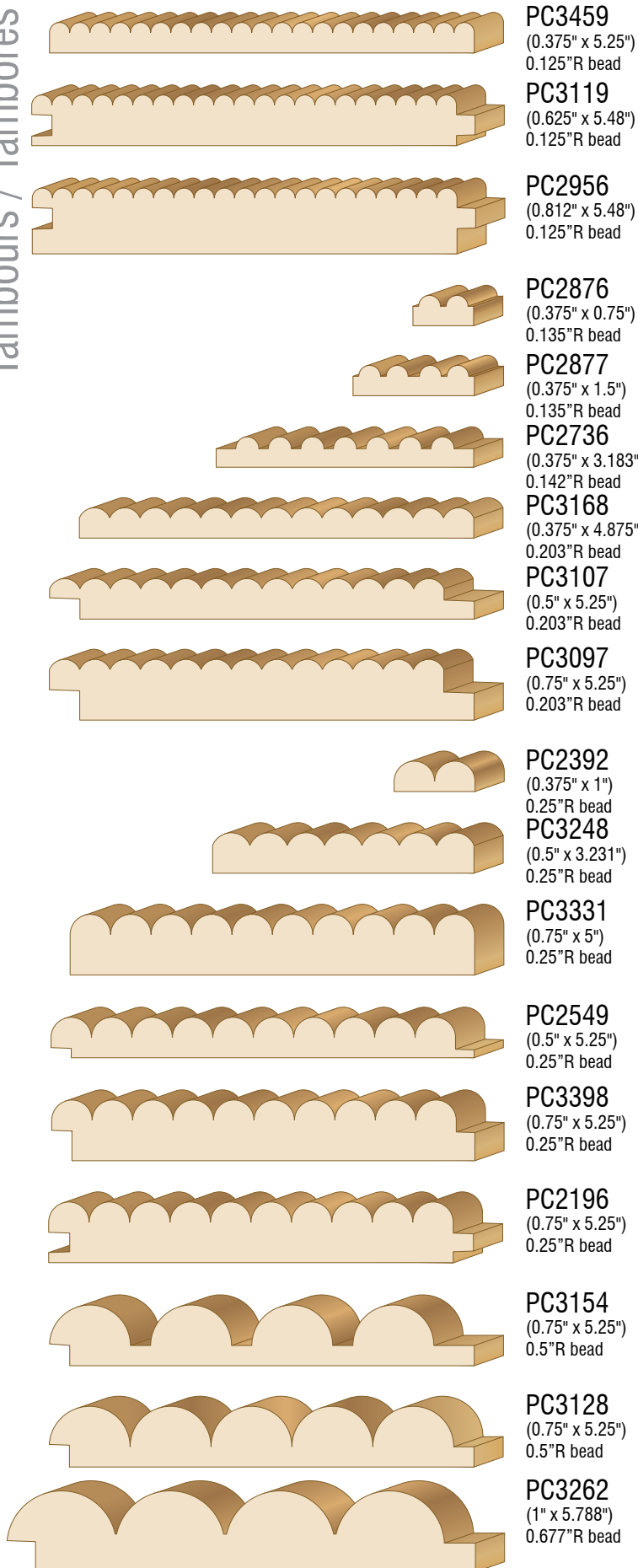
Chamfer / Diseños de ranuras

								
PC2076 1" x 42-1/2" (1" x 2.5") 45° Chamfer, 1 x 1	PC1390 3/4" x 4-1/4" (0.75" x 4.25") 45° Chamfer, 0.75 x 0.75 Other lengths: 6", 4.25"	PC1597 & PC1526 3/4" x 5-1/16" (0.75" x 5.063") 45° Chamfer, 0.75 x 0.75 Other lengths: 1.25	PC1527 5/8" x 5-1/4" (0.625" x 5.25") 45° Chamfer, 0.625 x 0.625	PC1906 1/2" x 4" (0.5" x 4") 45° Chamfer 0.5 x 0.5	PC1672 & PC631 3/4" x 3-1/2" (0.75" x 3.5") 45° Chamfer, 0.5 x 0.5 Other lengths: 6", 4", 2", 1.25	PC1168 3/4" x 3-1/2" (0.75" x 3.5") 45° Chamfer, 0.375 x 0.375 Other lengths: 8", 6", 4" PC1684 (0.6875 x 5.5) Same chamfer	PC1704 & PC1695 3/4" x 3-1/2" (0.75" x 3.5") 45° Chamfer, 0.25 x 0.25 Other lengths: 7.25", 7", 6", 6THK, 5.5", 4", 3.5" 2.5", 1.5"	PC1944 9/16" x 5-1/2" (0.563" x 5.5") 45° Chamfer, 0.25 x 0.25
								
PC1628 1-1/2" x 10" (1.5" x 10") 45° Chamfer, 0.75 x 0.75	PC1980-525 9/16" x 5-1/4" (0.563" x 5.25") 54.98° Chamfer, top knife Other lengths: 7.5"	PC1994 11/16" x 5-1/4" (0.688" x 5.25") 48° Chamfer, 0.625 x 0.625	PC1823 11/16" x 3-1/2" (0.687" x 3.5") 45.74° Chamfer, 0.5 x 0.5 Other lengths: 8", 6", 4"	PC2005 9/16" x 5-1/2" (0.563" x 5.5") 45° Chamfer, 0.25 x 0.25	PC1410 1/2" x 5" (0.5" x 5") 17.1° Chamfer 0.125 x 0.406	PC1423 5/8" x 5" (0.625" x 5") 15.95° Chamfer 0.125 x 0.438	PC1686 1" x 4-1/2" (1" x 4.5") 14° Chamfer	PC1436 7/8" x 2-1/2" (0.875" x 2.5") 30.38° Chamfer, 0.65 x 0.375

These profiles have templates for knives, but may not have the actual knife. Please consult with sales person. All items on this page are 1/2 scale. For accurate measurements, please use decimal sizes.

Tambours / Tambores

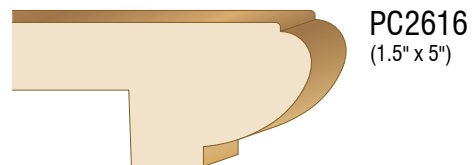




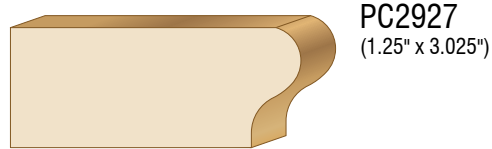




Tambours / Tambores



Estos perfiles tienen muestras para los cuchillos o navajas, pero puede no ser el cuchillo o navaja actual. Por favor consulta con nuestros vendedores.
 Todos los artículos en esta página están a 1/2 escala. Para una medida exacta, favor usar números decimales para medir los tamaños.

Window Stool / Repisa de Ventana

Window Stool / Repisa de Ventana



PLYWOOD COMPANY OF FORT WORTH, INC.
2573 Sylvania Cross Dr
Fort Worth, TX 76137

817-831-4206
1-800-931-9319
Fax 817-838-2081

www.plywoodcompany.com

